

Acta Federació de Triatló de les Illes Balears

III Extreme Man Menorca 113

Menorca



domingo, 23 de septiembre de 2012

Win Sports - Elitechip

RESULTADOS : III Extreme Man Menorca 113

INSCRITOS:0

FINALIZADOS: 0

RETIRADOS: 0

Pos Gen	Dorsal	Nom i Llinatges	Pos	Cat	Pos Natacio	T1	Pos Ciclisme	Vel	1°	2°	3°	Pos Relativa	T2	Pos	Carrera Vel	1°	2°	3°	4°	5°	6°	7°	8°	T_Oficial				
1	1	Clemente Alonso Mckernan	1	Elite	3	25:25	1:17	6	2:08:56	40,0 km/h	0:43:51	0:40:04	0:40:21	4	2:37:46	2:09	1	1:19:51	3:47 m/km	5:40	11:18	10:55	11:24	11:21	11:30	11:15	6:31	3:57:36
2	3	Xavier Llobet Sallent	2	Elite	1	23:55	1:26	1	2:06:10	40,9 km/h	0:43:07	0:39:20	0:39:13	1	2:32:52	1:22	4	1:26:58	4:07 m/km	4:45	13:17	11:34	12:00	11:51	12:47	12:54	7:53	3:59:50
3	4	Oliver Marceau	3	Elite	4	26:10	1:39	4	2:07:47	40,4 km/h	0:44:08	0:39:39	0:39:24	2	2:36:59	1:24	3	1:26:21	4:06 m/km	5:47	11:29	11:19	12:41	12:24	13:16	12:40	6:49	4:03:20
4	122	Juan Antonio Fernandez Perez	1	M35-39	5	27:44	1:12	7	2:11:52	39,1 km/h	0:45:00	0:40:26	0:41:35	5	2:42:11	1:25	14	1:30:01	4:16 m/km	6:04	12:15	12:11	13:19	12:43	13:20	12:56	7:18	4:12:12
5	277	Antolí Fauria Torrent	1	M25-29	6	28:32	1:01	11	2:13:44	38,6 km/h	0:46:11	0:41:27	0:41:22	8	2:44:37	1:21	11	1:29:02	4:13 m/km	5:45	11:34	11:59	12:30	12:17	13:24	13:31	8:06	4:13:39
6	289	Juli Marti Mora	1	M30-34	97	34:16	1:59	2	2:06:42	40,7 km/h	0:43:20	0:39:00	0:39:40	7	2:44:36	1:41	19	1:31:44	4:21 m/km	8:59	12:29	12:12	12:56	12:43	13:02	12:33	6:54	4:16:20
7	110	Santi Pellejero Gacia	2	M35-39	2	24:50	1:30	5	2:08:46	40,1 km/h	0:44:16	0:39:17	0:40:14	3	2:37:27	2:22	48	1:40:36	4:46 m/km	6:15	12:35	13:54	15:10	14:09	15:35	14:54	8:08	4:18:03
8	88	Andreu Marimón Sastre	2	M25-29	40	32:02	2:00	19	2:16:44	37,7 km/h	0:45:49	0:42:24	0:43:18	13	2:52:10	1:25	5	1:27:10	4:08 m/km	6:05	11:55	12:02	12:18	12:23	12:53	12:53	6:45	4:19:20
9	201	Miquel Ensenyat Morey	3	M35-39	149	35:54	1:55	15	2:15:42	38,0 km/h	0:45:36	0:42:04	0:42:50	24	2:55:00	1:30	2	1:25:31	4:03 m/km	6:12	12:27	11:37	12:20	11:56	12:34	11:57	6:32	4:20:30
10	108	Joan Tomàs Acosta	3	M25-29	64	32:44	1:40	8	2:13:14	38,7 km/h	0:45:14	0:40:49	0:42:29	12	2:49:09	1:34	21	1:31:59	4:22 m/km	6:13	12:47	12:37	13:03	12:53	13:24	13:34	7:32	4:21:08
11	42	Jordi Matos Pardo	2	M30-34	62	32:43	1:44	26	2:18:10	37,3 km/h	0:47:09	0:42:04	0:43:52	22	2:53:59	1:23	7	1:27:29	4:09 m/km	6:22	12:13	12:01	12:27	12:17	12:42	12:31	7:00	4:21:28
12	308	Eduardo Chordá Tur	4	M25-29	19	30:16	1:18	33	2:19:29	37,0 km/h	0:47:12	0:42:27	0:44:34	14	2:52:30	1:29	12	1:29:08	4:13 m/km	6:02	11:58	12:05	13:12	12:34	13:37	12:56	6:49	4:21:38
13	192	Paco Arnau Rubio	3	M30-34	9	29:20	1:30	45	2:20:44	36,7 km/h	0:47:59	0:43:02	0:44:35	17	2:52:56	1:22	13	1:29:53	4:16 m/km	6:01	12:01	11:52	12:24	12:42	14:03	13:35	7:19	4:22:48
14	530	Juanjo Alabern Martinolich	4	M35-39	33	31:52	1:59	72	2:22:51	36,1 km/h	0:48:00	0:43:49	0:45:47	41	2:57:59	1:18	6	1:27:12	4:08 m/km	6:18	12:03	11:51	12:32	12:11	13:01	12:28	6:52	4:25:11
15	295	Cristian Cofiné García	1	M18-24	7	28:33	1:17	10	2:13:39	38,6 km/h	0:45:53	0:41:28	0:41:26	9	2:44:57	1:30	47	1:40:20	4:45 m/km	6:29	14:06	13:56	14:46	13:50	15:07	14:25	7:42	4:25:17
16	287	David Rovira Doñate	4	M30-34	10	29:31	1:13	42	2:20:18	36,8 km/h	0:47:19	0:43:10	0:44:30	16	2:52:40	1:39	24	1:33:54	4:27 m/km	6:20	12:31	12:26	13:36	13:22	14:46	13:29	7:26	4:26:33
17	101	Damia Perello Rigo	5	M30-34	116	34:51	1:40	13	2:14:47	38,3 km/h	0:45:44	0:41:24	0:42:44	18	2:53:08	1:51	22	1:33:32	4:26 m/km	6:27	12:42	12:36	13:20	12:59	14:06	13:38	7:47	4:26:40
18	293	Manu Moreno Castell	1	M40-44	114	34:50	1:11	44	2:20:43	36,7 km/h	0:47:37	0:43:12	0:44:51	45	2:58:22	1:40	8	1:28:22	4:11 m/km	6:10	11:58	11:52	12:44	12:34	13:27	12:42	6:59	4:26:44
19	296	Javier Montesinos Castellar	2	M40-44	65	32:44	3:10	25	2:18:05	37,4 km/h	0:47:42	0:42:09	0:43:06	25	2:55:06	1:09	17	1:31:39	4:21 m/km	6:18	12:39	12:17	12:52	12:42	13:57	13:10	7:47	4:26:44
20	519	Pau Milla	6	M30-34	51	32:26	0:00	12	2:14:17	38,4 km/h	0:45:35	0:41:23	0:42:27	11	2:48:45	2:03	42	1:39:35	4:43 m/km	7:04	13:37	13:42	14:00	13:56	14:37	14:33	8:09	4:28:20
21	191	Fernando León Martínez	5	M35-39	112	34:50	2:01	36	2:19:44	36,9 km/h	0:46:44	0:42:22	0:45:06	46	2:58:25	1:52	15	1:30:17	4:17 m/km	5:59	12:03	12:15	12:49	12:14	13:23	13:41	7:56	4:28:42
22	257	Víctor Pérez Farga	5	M25-29	61	32:41	2:27	70	2:22:49	36,1 km/h	0:48:29	0:42:20	0:46:28	54	3:00:23	2:28	16	1:30:26	4:17 m/km	6:22	12:43	12:16	12:43	12:37	13:38	13:16	6:55	4:30:49



Acta Federació de Triatló de les Illes Balears

III Extreme Man Menorca 113

Menorca



domingo, 23 de septiembre de 2012

Win Sports - Elitechip

RESULTADOS : III Extreme Man Menorca 113

INSCRITOS:0

FINALIZADOS: 0

RETIRADOS: 0

Pos Gen	Dorsal	Nom i Llinatges	Pos	Cat	Pos Natacio	TI	Pos Ciclisme	Vel	1°	2°	3°	Pos Relativa	T2	Pos	Carrera Vel	1°	2°	3°	4°	5°	6°	7°	8°	T_Oficial				
23	488	Michael Patrick Alonso Mckernan	6	M25-29	21	30:17	1:36	40	2:20:13	36,8 km/h	0:47:14	0:42:43	0:45:09	23	2:54:21	2:16	31	1:36:49	4:35 m/km	6:09	12:52	13:14	14:21	14:08	14:52	13:53	7:24	4:31:09
24	529	Bartomeu Massanet Bisellach	7	M30-34	27	30:46	2:16	9	2:13:35	38,6 km/h	0:45:25	0:40:56	0:42:26	10	2:48:40	2:04	70	1:42:52	4:53 m/km	7:05	13:36	13:40	14:01	14:13	17:32	14:47	8:02	4:31:31
25	127	Jose Guerra Fernandez	8	M30-34	166	36:29	2:07	23	2:17:46	37,5 km/h	0:46:03	0:43:21	0:43:23	40	2:57:49	1:28	23	1:33:49	4:27 m/km	6:41	13:05	12:49	13:30	12:41	13:52	13:52	7:23	4:31:37
26	128	Manuel Fernandez Carmona	3	M40-44	96	34:08	1:30	14	2:15:41	38,0 km/h	0:45:57	0:42:10	0:42:40	15	2:52:37	1:19	38	1:39:06	4:42 m/km	7:03	13:49	13:51	14:18	14:14	14:37	13:58	7:21	4:31:42
27	209	David Ortega Estudillo	9	M30-34	57	32:37	1:45	20	2:17:09	37,6 km/h	0:46:43	0:42:37	0:42:42	20	2:53:17	1:48	36	1:38:36	4:40 m/km	6:53	13:40	13:47	14:31	13:43	14:38	13:59	7:29	4:31:52
28	114	Jaume Salvador López	6	M35-39	31	31:48	1:25	47	2:20:57	36,6 km/h	0:48:40	0:43:22	0:43:36	33	2:55:55	1:46	30	1:36:33	4:35 m/km	6:30	12:29	12:38	13:58	13:33	14:06	16:27	6:56	4:32:27
29	179	Diego Cuadrado Gaytan	7	M35-39	85	33:52	1:20	51	2:21:29	36,5 km/h	0:48:25	0:43:11	0:44:52	48	2:58:38	1:59	26	1:34:50	4:30 m/km	6:17	12:33	12:34	13:19	13:38	14:17	14:18	7:56	4:33:28
30	239	Nacho Alles Pons	2	M18-24	58	32:38	1:34	38	2:19:47	36,9 km/h	0:49:06	0:42:26	0:43:12	26	2:55:10	1:13	35	1:38:23	4:40 m/km	6:08	12:41	13:03	14:16	14:32	14:49	14:58	8:01	4:33:33
31	2	Alexandra Louison	4	Elite	113	34:50	2:49	114	2:25:44	35,4 km/h	0:50:30	0:44:17	0:45:47	99	3:04:53	1:31	10	1:29:00	4:13 m/km	6:17	11:42	11:48	12:38	12:38	13:04	13:10	7:47	4:33:52
32	177	Joan Sanso Flaquer	4	M40-44	16	29:47	2:38	29	2:18:32	37,2 km/h	0:47:16	0:42:31	0:43:30	19	2:53:15	2:18	57	1:41:44	4:49 m/km	7:04	13:48	13:53	14:58	14:08	15:20	14:35	8:00	4:34:59
33	259	Paco Ruiz Garcia	7	M25-29	25	30:25	1:20	90	2:24:22	35,7 km/h	0:49:51	0:42:29	0:46:25	38	2:57:44	1:38	34	1:37:51	4:38 m/km	6:16	12:28	12:14	14:30	13:51	15:52	14:36	8:08	4:35:35
34	335	Viguiet Jean-Marc Viguiet	1	M45-49	87	33:54	1:31	30	2:18:37	37,2 km/h	0:48:11	0:42:09	0:43:11	31	2:55:43	1:43	46	1:40:03	4:45 m/km	6:38	13:16	13:19	14:16	14:09	15:18	14:51	8:21	4:35:46
35	145	Mario Hennemann	10	M30-34	205	37:34	1:32	43	2:20:23	36,8 km/h	0:47:28	0:43:40	0:44:03	66	3:01:17	1:49	27	1:35:24	4:31 m/km	6:56	13:20	13:17	13:51	13:30	13:52	13:28	7:12	4:36:41
36	202	Pep Vidal Comas	11	M30-34	202	37:31	1:11	62	2:22:01	36,3 km/h	0:48:21	0:43:31	0:44:48	84	3:02:16	1:34	25	1:34:25	4:28 m/km	6:29	13:05	13:00	13:43	13:21	14:08	13:29	7:13	4:36:41
37	52	Alberto Rodriguez Espinosa	12	M30-34	217	37:54	1:29	139	2:27:27	35,0 km/h	0:50:25	0:45:03	0:46:38	140	3:08:24	1:36	9	1:28:57	4:13 m/km	6:26	12:27	12:25	12:46	12:47	13:00	12:32	6:36	4:37:21
38	98	Chema Rodriguez Mejias	8	M35-39	260	39:36	1:45	69	2:22:34	36,2 km/h	0:48:59	0:43:39	0:44:37	109	3:05:58	2:03	18	1:31:41	4:21 m/km	5:59	13:55	12:29	12:50	12:35	13:29	13:25	7:03	4:37:39
39	186	Sebastià Rigo Binimelis	13	M30-34	30	31:44	1:32	46	2:20:48	36,6 km/h	0:48:37	0:43:25	0:43:36	34	2:56:06	2:04	58	1:41:46	4:49 m/km	6:57	13:44	14:07	14:32	14:25	15:06	14:47	8:12	4:37:52
40	217	Albert Torrent Martinez	14	M30-34	22	30:19	1:16	66	2:22:28	36,2 km/h	0:48:43	0:43:45	0:44:51	27	2:55:25	1:23	66	1:42:43	4:52 m/km	6:43	13:25	13:29	14:28	14:28	15:56	15:21	8:57	4:38:08
41	512	Llorenç Gacias Terrasa	9	M35-39	45	32:12	2:27	88	2:24:18	35,8 km/h	0:49:37	0:44:40	0:45:01	62	3:01:07	2:11	33	1:37:42	4:38 m/km	7:42	13:22	13:11	13:42	13:33	14:05	14:16	7:55	4:38:48
42	133	Luis Garcia Cañellas	15	M30-34	175	36:36	1:41	28	2:18:16	37,3 km/h	0:46:15	0:43:28	0:43:25	49	2:58:48	2:17	52	1:40:44	4:46 m/km	7:24	14:15	13:41	14:38	13:49	14:48	14:10	8:03	4:39:32
43	37	Daniel Tello Sanchez	16	M30-34	14	29:44	1:33	103	2:24:43	35,7 km/h	0:49:49	0:44:12	0:45:25	37	2:57:38	1:40	65	1:42:39	4:52 m/km	6:41	13:29	13:49	14:51	14:42	15:50	15:08	8:11	4:40:16
44	141	Jose Lares-Franco Salom	17	M30-34	105	34:41	1:42	41	2:20:17	36,8 km/h	0:47:16	0:43:15	0:44:35	42	2:58:10	1:31	63	1:42:29	4:51 m/km	6:55	13:52	14:00	14:47	14:11	15:06	15:00	8:41	4:40:38



Acta Federació de Triatló de les Illes Balears

III Extreme Man Menorca 113

Menorca



domingo, 23 de septiembre de 2012

Win Sports - Elitechip

RESULTADOS : III Extreme Man Menorca 113

INSCRITOS:0

FINALIZADOS: 0

RETIRADOS: 0

Pos Gen	Dorsal	Nom i Llinatges	Pos	Cat	Pos Natacio	TI	Pos Ciclisme	Vel	1°	2°	3°	Pos Relativa	T2	Pos	Carrera Vel	1°	2°	3°	4°	5°	6°	7°	8°	T_Oficial				
45	526	Toni Payeras Moragues	18	M30-34	83	33:40	1:43	101	2:24:41	35,7 km/h	0:48:53	0:44:41	0:45:50	79	3:01:57	1:54	39	1:39:12	4:42 m/km	6:51	13:21	14:04	14:08	14:04	14:40	14:39	7:28	4:41:08
46	163	Toni Puigros Mayol	19	M30-34	106	34:43	2:24	63	2:22:11	36,3 km/h	0:47:37	0:44:01	0:45:21	68	3:01:22	2:06	45	1:40:02	4:44 m/km	6:39	13:10	13:08	14:22	14:04	15:26	15:08	8:08	4:41:24
47	166	Miquel Marc Munar Fernandez	20	M30-34	94	34:04	2:13	74	2:23:06	36,1 km/h	0:47:18	0:43:30	0:46:58	69	3:01:23	2:01	53	1:40:58	4:47 m/km	7:22	13:21	13:27	13:41	15:13	14:15	15:31	8:12	4:42:20
48	99	Cristòfol Amengual Nicolau	21	M30-34	239	38:42	1:26	35	2:19:43	36,9 km/h	0:46:49	0:43:16	0:44:34	71	3:01:26	1:37	54	1:41:00	4:47 m/km	6:53	13:47	13:18	14:42	14:44	15:27	14:22	7:49	4:42:26
49	187	Toni Morey Botella	5	M40-44	8	28:37	2:09	120	2:26:00	35,3 km/h	0:50:51	0:44:03	0:45:53	50	2:58:55	2:10	77	1:43:45	4:55 m/km	6:58	13:40	13:29	14:33	14:13	16:01	15:53	9:02	4:42:40
50	410	Carlos Montalvá Mas	22	M30-34	38	31:59	2:36	21	2:17:16	37,6 km/h	0:47:01	0:42:06	0:43:06	21	2:53:37	1:48	127	1:49:34	4:12 m/km	11:47	13:36	13:59	14:41	14:23	15:50	16:00	9:22	4:43:10
51	197	Sergi Garcia Rincon	10	M35-39	49	32:18	2:18	92	2:24:25	35,7 km/h	0:49:00	0:45:27	0:44:56	59	3:00:53	1:53	62	1:42:25	4:51 m/km	7:02	13:36	13:57	14:00	14:44	15:35	15:22	8:11	4:43:17
52	64	Andres Marroig	3	M18-24	104	34:40	2:40	91	2:24:23	35,7 km/h	0:49:13	0:44:03	0:45:47	89	3:03:00	1:19	49	1:40:36	4:46 m/km	6:44	13:19	13:23	14:44	14:27	15:23	14:40	8:00	4:43:36
53	436	Cournet Herve	6	M40-44	125	35:06	2:20	56	2:21:40	36,4 km/h	0:47:16	0:44:00	0:45:21	60	3:00:55	1:50	73	1:43:21	4:54 m/km	6:40	13:57	13:51	15:40	14:50	15:33	14:45	8:09	4:44:15
54	229	Carlos Díaz Bedmar	8	M25-29	153	36:07	1:28	16	2:15:59	37,9 km/h	0:45:59	0:42:09	0:42:55	28	2:55:26	1:53	111	1:48:52	4:10 m/km	6:24	13:30	18:23	14:38	14:47	16:34	15:54	8:45	4:44:17
55	256	Manolo Blasco Martin	1	M50-54	91	34:01	2:29	83	2:23:31	36,0 km/h	0:50:08	0:43:57	0:44:13	73	3:01:37	1:37	67	1:42:46	4:52 m/km	7:06	14:20	13:55	14:39	14:17	15:06	15:10	8:16	4:44:23
56	415	Joan Sampol De Palós Galmés	11	M35-39	133	35:27	2:13	53	2:21:30	36,5 km/h	0:46:56	0:44:07	0:45:18	55	3:00:35	1:26	82	1:44:22	4:57 m/km	6:32	13:41	13:20	14:52	14:31	17:05	15:44	8:40	4:44:57
57	495	Mauro Llorencs Codinach	23	M30-34	90	33:59	2:37	68	2:22:33	36,2 km/h	0:46:58	0:44:16	0:46:13	64	3:01:11	2:03	79	1:43:56	4:56 m/km	6:50	13:43	13:57	15:11	14:29	16:05	15:36	8:08	4:45:06
58	368	Scott Southgate	12	M35-39	147	35:49	2:33	111	2:25:09	35,5 km/h	0:49:10	0:44:22	0:46:16	103	3:05:31	2:02	43	1:39:41	4:43 m/km	6:56	13:30	13:43	14:20	14:21	14:44	14:28	7:42	4:45:12
59	266	Biel Cardona Bosch	7	M40-44	84	33:49	2:20	31	2:18:43	37,2 km/h	0:47:26	0:42:08	0:44:02	36	2:56:47	1:56	123	1:49:23	4:11 m/km	6:53	13:41	13:39	16:11	15:34	18:03	16:13	9:14	4:46:10
60	196	Pati Bañuls Roselló	24	M30-34	15	29:45	2:43	178	2:30:45	34,2 km/h	0:55:39	0:44:07	0:45:57	107	3:05:52	2:40	51	1:40:44	4:46 m/km	6:26	13:18	13:42	14:06	14:46	14:38	15:26	8:26	4:46:35
61	193	Jordi Ferre Caparo	13	M35-39	279	40:05	2:02	22	2:17:18	37,6 km/h	0:46:03	0:42:23	0:43:53	75	3:01:44	2:20	86	1:45:00	4:59 m/km	7:00	13:53	13:53	15:12	15:41	15:42	14:55	8:48	4:46:44
62	316	Jonatan Chavarrías Izquierdo	4	M18-24	42	32:04	2:47	164	2:29:23	34,5 km/h	0:50:53	0:46:06	0:46:52	115	3:06:16	2:03	50	1:40:42	4:46 m/km	6:15	14:21	13:57	14:29	14:37	15:10	14:19	7:38	4:46:58
63	199	Gaspar Mesquida Galmés	25	M30-34	194	37:18	2:20	39	2:19:58	36,9 km/h	0:47:21	0:43:05	0:44:21	76	3:01:53	2:17	87	1:45:21	5:00 m/km	7:11	14:17	14:06	15:21	14:43	16:11	15:18	8:17	4:47:13
64	216	Francesc Vives Garau	2	M50-54	52	32:26	2:54	155	2:28:46	34,7 km/h	0:50:13	0:45:19	0:47:39	114	3:06:15	2:11	55	1:41:15	4:48 m/km	6:31	13:20	13:24	14:39	14:30	15:42	15:01	8:10	4:47:29
65	574	Eisenbarth Verena Johanne	5	Elite	39	32:01	2:28	98	2:24:39	35,7 km/h	0:48:52	0:43:26	0:47:18	57	3:00:45	1:38	99	1:46:54	4:04 m/km	6:59	14:15	14:06	15:33	15:05	16:28	15:52	8:40	4:47:38
66	190	Casi Bañuls Roselló	26	M30-34	32	31:50	2:25	37	2:19:45	36,9 km/h	0:47:18	0:42:30	0:44:52	29	2:55:31	1:33	155	1:52:17	5:19 m/km	7:55	15:38	15:08	16:34	16:03	16:20	15:45	8:57	4:47:48



Acta Federació de Triatló de les Illes Balears

III Extreme Man Menorca 113

Menorca



domingo, 23 de septiembre de 2012

Win Sports - Elitechip

RESULTADOS : III Extreme Man Menorca 113

INSCRITOS:0

FINALIZADOS: 0

RETIRADOS: 0

Pos Gen	Dorsal	Nom i Llinatges	Pos	Cat	Pos Natacio	TI	Pos Ciclisme	Vel	1°	2°	3°	Pos Relativa	T2	Pos	Carrera Vel	1°	2°	3°	4°	5°	6°	7°	8°	T_Oficial				
67	24	Victor Tudela Fernandez	14	M35-39	286	40:14	1:59	58	2:21:46	36,4 km/h	0:48:11	0:43:12	0:45:02	111	3:06:09	2:11	59	1:41:57	4:50 m/km	6:00	12:31	12:31	13:39	13:53	16:24	17:08	9:55	4:48:05
68	487	Cristian Llorens Codinach	15	M35-39	47	32:14	3:12	125	2:26:30	35,2 km/h	0:50:01	0:45:10	0:45:48	96	3:04:40	2:45	74	1:43:28	4:54 m/km	6:44	13:35	14:20	15:26	14:38	15:46	14:58	8:05	4:48:07
69	51	Abel Almodóvar Morales	27	M30-34	132	35:25	2:57	149	2:28:19	34,8 km/h	0:49:07	0:45:55	0:47:40	141	3:08:26	1:46	44	1:39:44	4:44 m/km	6:49	13:40	13:17	14:04	13:46	15:08	14:35	8:28	4:48:10
70	231	Jaume Pons Pons	8	M40-44	44	32:10	2:17	64	2:22:18	36,3 km/h	0:49:11	0:43:12	0:44:47	52	2:59:04	2:20	117	1:49:09	5:10 m/km	7:14	14:38	14:47	15:37	15:36	16:07	15:55	9:20	4:48:12
71	241	Felix Aizpurua Etxabe	9	M40-44	115	34:51	2:09	99	2:24:40	35,7 km/h	0:49:22	0:44:13	0:45:29	93	3:03:54	2:15	84	1:44:23	4:57 m/km	6:48	13:44	14:04	15:56	15:06	15:53	14:53	8:02	4:48:16
72	298	Nofre Nadal Massanet	10	M40-44	363	43:22	1:45	65	2:22:22	36,2 km/h	0:47:24	0:44:03	0:45:40	145	3:08:54	1:25	40	1:39:32	4:43 m/km	6:27	12:27	12:22	13:30	13:33	16:31	15:54	8:51	4:48:25
73	113	Ignasi Santafé Venteo	28	M30-34	148	35:51	1:30	115	2:25:53	35,4 km/h	0:50:06	0:45:05	0:45:14	100	3:04:57	1:44	81	1:44:18	4:57 m/km	6:43	13:36	13:19	14:31	14:44	16:19	16:18	8:50	4:49:14
74	56	Climent Pons Alles	29	M30-34	79	33:12	2:19	158	2:29:05	34,6 km/h	0:49:55	0:45:15	0:48:02	113	3:06:12	1:37	71	1:43:10	4:53 m/km	6:22	13:21	13:23	14:51	13:58	15:47	16:21	9:11	4:49:21
75	185	Jordi Teixidó Mercader	30	M30-34	56	32:31	2:07	61	2:22:00	36,3 km/h	0:49:00	0:43:11	0:44:52	91	3:03:31	6:55	97	1:46:25	5:03 m/km	7:17	14:34	14:30	15:08	14:19	15:49	15:34	9:19	4:49:56
76	520	Raül Riudavets Gomila	16	M35-39	55	32:29	2:01	142	2:27:42	34,9 km/h	0:50:12	0:44:13	0:47:38	92	3:03:36	1:25	98	1:46:38	5:03 m/km	11:26	12:44	13:16	14:22	14:36	15:44	15:27	9:06	4:50:13
77	96	Hamid Louah Khattabi	17	M35-39	318	40:54	3:07	97	2:24:38	35,7 km/h	0:49:14	0:44:34	0:45:41	162	3:11:22	2:44	37	1:38:53	4:41 m/km	6:56	13:36	13:14	14:25	13:50	15:08	14:10	7:37	4:50:14
78	302	Antonio Martinez Riutort	9	M25-29	82	33:34	1:56	240	2:36:26	33,0 km/h	0:52:57	0:48:21	0:49:29	177	3:13:20	1:25	32	1:37:01	4:36 m/km	6:34	12:58	12:58	13:41	13:40	14:51	14:42	7:42	4:50:20
79	130	Daniel Perales Carbonero	11	M40-44	210	37:43	3:07	93	2:24:27	35,7 km/h	0:49:31	0:44:01	0:45:44	124	3:07:16	2:01	76	1:43:41	4:55 m/km	7:17	13:57	14:14	14:58	14:41	15:01	15:15	8:21	4:50:56
80	105	Julià Ginard Ginard	10	M25-29	253	39:17	2:33	82	2:23:31	36,0 km/h	0:47:55	0:44:17	0:45:41	136	3:07:59	2:38	72	1:43:19	4:54 m/km	7:09	13:43	13:46	15:12	14:04	15:28	15:03	8:59	4:51:17
81	235	Adrià Gaya Gil	5	M18-24	107	34:44	3:34	54	2:21:31	36,5 km/h	0:49:45	0:42:33	0:44:10	78	3:01:55	2:07	130	1:49:41	5:12 m/km	6:57	14:11	14:46	16:02	16:01	16:07	16:49	8:53	4:51:35
82	175	Antoni Morey Guiscafré	31	M30-34	140	35:38	2:00	17	2:16:14	37,9 km/h	0:45:55	0:42:01	0:43:15	30	2:55:32	1:42	193	1:56:06	5:30 m/km	6:51	13:54	15:03	15:52	18:30	17:49	18:04	10:05	4:51:38
83	135	Javier Melis Pascual	11	M25-29	129	35:17	2:05	80	2:23:26	36,0 km/h	0:47:22	0:45:48	0:44:50	87	3:02:45	1:58	120	1:49:14	5:11 m/km	7:25	14:43	14:18	15:48	15:22	16:29	16:15	8:57	4:51:58
84	524	Sergio Romero Taberne	18	M35-39	117	34:52	3:10	121	2:26:08	35,3 km/h	0:49:39	0:44:39	0:46:19	117	3:06:26	2:17	91	1:45:38	5:00 m/km	7:26	14:02	13:57	14:57	14:42	15:59	15:42	8:57	4:52:03
85	169	Ignasi Colom Pons	19	M35-39	26	30:43	1:19	147	2:28:04	34,8 km/h	0:50:25	0:44:32	0:47:30	77	3:01:54	1:49	133	1:50:16	5:14 m/km	7:17	14:30	14:36	16:05	15:09	17:05	16:32	9:05	4:52:10
86	375	Andres Mercadal Caules	20	M35-39	46	32:13	2:25	32	2:19:19	37,0 km/h	0:46:54	0:42:22	0:45:00	35	2:56:15	2:20	192	1:56:03	5:30 m/km	7:08	15:26	15:14	17:07	16:43	18:46	16:45	8:57	4:52:18
87	189	Pere Ginard Llabrés	32	M30-34	155	36:07	2:31	24	2:17:59	37,4 km/h	0:45:46	0:43:31	0:43:37	53	2:59:39	3:03	160	1:53:05	5:22 m/km	7:50	15:17	15:35	16:55	16:14	16:44	15:56	8:38	4:52:43
88	170	Toni Bordoy Orejuela	33	M30-34	141	35:42	3:17	242	2:36:43	32,9 km/h	0:51:57	0:48:48	0:50:11	216	3:17:06	1:25	28	1:35:37	4:32 m/km	6:22	12:49	13:02	13:35	13:39	14:13	14:05	7:55	4:52:43



Acta Federació de Triatló de les Illes Balears

III Extreme Man Menorca 113

Menorca



domingo, 23 de septiembre de 2012

Win Sports - Elitechip

RESULTADOS : III Extreme Man Menorca 113

INSCRITOS:0

FINALIZADOS: 0

RETIRADOS: 0

Pos Gen	Dorsal	Nom i Llinatges	Pos	Cat	Pos Natacio	TI	Pos Ciclisme	Vel	1°	2°	3°	Pos Relativa	T2	Pos	Carrera Vel	1°	2°	3°	4°	5°	6°	7°	8°	T_Oficial				
89	346	Parratte Franck	21	M35-39	150	36:00	2:51	131	2:26:51	35,1 km/h	0:49:58	0:45:13	0:46:04	146	3:08:55	3:15	78	1:43:54	4:55 m/km	7:13	14:17	13:56	14:49	14:35	15:21	15:08	8:39	4:52:49
90	284	Pere Marquina Perez De La Cruz	22	M35-39	18	30:11	1:58	133	2:26:58	35,1 km/h	0:49:43	0:44:56	0:47:18	56	3:00:44	1:38	153	1:52:10	5:19 m/km	7:05	14:22	14:14	16:36	16:34	18:00	16:53	8:29	4:52:53
91	268	Angel Melendez Borrás	6	M18-24	89	33:59	2:13	77	2:23:21	36,0 km/h	0:47:23	0:43:45	0:46:47	63	3:01:08	1:35	150	1:51:50	5:18 m/km	6:53	13:38	14:35	15:41	15:46	18:51	17:19	9:11	4:52:57
92	7	Ferran Domènech Casadevall	7	M18-24	20	30:16	2:53	130	2:26:50	35,1 km/h	0:50:28	0:44:25	0:46:50	74	3:01:40	1:42	144	1:51:19	5:17 m/km	7:23	15:09	15:09	16:09	16:20	17:10	15:50	8:14	4:52:59
93	154	Jose Sanchez Sierra	23	M35-39	179	36:45	1:42	27	2:18:15	37,3 km/h	0:46:40	0:42:54	0:43:35	43	2:58:18	1:37	177	1:54:54	5:27 m/km	6:49	13:50	14:23	18:44	17:13	17:04	17:06	9:48	4:53:12
94	516	Miquel Lluís Puigros Pascual	24	M35-39	277	40:03	2:32	123	2:26:19	35,3 km/h	0:50:31	0:44:40	0:45:53	154	3:10:27	1:34	68	1:42:48	4:52 m/km	7:01	14:38	14:17	14:27	14:20	15:00	14:55	8:14	4:53:15
95	203	Tomeu López Ferrer	34	M30-34	168	36:31	2:57	117	2:25:55	35,4 km/h	0:49:27	0:44:57	0:45:56	132	3:07:47	2:26	90	1:45:29	5:00 m/km	7:08	13:58	14:09	15:19	15:12	16:02	15:27	8:18	4:53:15
96	297	Marc Rovira Doñate	12	M25-29	80	33:29	1:24	60	2:21:52	36,4 km/h	0:48:41	0:42:11	0:45:40	44	2:58:21	1:38	179	1:54:59	5:27 m/km	7:13	14:50	15:43	16:55	17:32	18:22	15:53	8:34	4:53:20
97	32	Dídac Puy Oliva	35	M30-34	231	38:24	3:42	96	2:24:35	35,7 km/h	0:47:32	0:44:26	0:47:03	150	3:09:17	2:37	83	1:44:23	4:57 m/km	7:04	13:59	14:15	14:53	14:53	15:43	15:08	8:31	4:53:39
98	47	Aitor Fresco Michelena	25	M35-39	86	33:53	1:51	112	2:25:10	35,5 km/h	0:50:53	0:44:02	0:44:46	82	3:02:13	1:21	147	1:51:40	5:18 m/km	7:36	14:52	15:03	15:26	15:31	16:29	16:25	10:23	4:53:53
99	299	Josep Maria Alsina Costa	12	M40-44	339	42:17	2:15	87	2:24:14	35,8 km/h	0:48:44	0:43:52	0:46:22	153	3:10:26	1:42	75	1:43:31	4:54 m/km	6:43	13:30	13:27	14:08	14:10	14:35	19:03	7:59	4:53:57
100	330	Pecorino Remy	13	M25-29	124	35:06	3:48	110	2:25:06	35,6 km/h	0:50:45	0:44:21	0:44:37	110	3:06:02	2:04	106	1:47:58	5:07 m/km	6:50	13:51	14:41	15:32	15:13	16:22	16:07	9:26	4:54:00
101	61	Alberto Garcia Massanet	36	M30-34	72	33:03	1:29	157	2:29:03	34,6 km/h	0:50:28	0:45:39	0:47:16	105	3:05:34	2:01	116	1:49:06	5:10 m/km	7:53	15:49	14:59	16:08	14:47	16:36	14:53	8:05	4:54:40
102	72	Toni Navarrete Garcia	26	M35-39	185	36:58	2:46	79	2:23:25	36,0 km/h	0:47:22	0:43:33	0:47:09	106	3:05:38	2:31	128	1:49:35	5:12 m/km	7:13	14:46	14:43	15:43	15:15	16:52	16:18	8:48	4:55:13
103	86	Oriol Gomez Paré	37	M30-34	269	39:47	1:34	116	2:25:54	35,4 km/h	0:49:16	0:44:23	0:46:45	148	3:09:07	1:54	96	1:46:17	5:02 m/km	7:11	14:42	14:22	15:04	14:46	16:17	15:36	8:24	4:55:24
104	150	Antonio Noguera Pons	13	M40-44	123	35:03	1:41	78	2:23:23	36,0 km/h	0:49:47	0:44:04	0:44:12	81	3:02:04	1:57	163	1:53:27	5:23 m/km	7:57	15:50	15:14	16:18	15:35	17:01	16:11	9:26	4:55:30
105	333	Poignant Mickael	14	M25-29	122	35:03	2:35	119	2:25:59	35,3 km/h	0:47:04	0:44:05	0:49:11	116	3:06:19	2:44	121	1:49:14	5:11 m/km	6:53	14:28	14:20	15:48	15:06	17:10	16:35	8:56	4:55:33
106	148	David Guerra Fernandez	38	M30-34	174	36:35	1:48	67	2:22:31	36,2 km/h	0:47:03	0:43:55	0:46:03	86	3:02:36	1:43	162	1:53:19	5:22 m/km	7:16	14:27	14:20	15:40	17:02	17:25	17:59	9:12	4:55:55
107	15	Jaume Membrive Serra	14	M40-44	142	35:44	2:26	135	2:27:03	35,1 km/h	0:50:41	0:45:13	0:45:46	120	3:06:44	1:32	119	1:49:13	5:11 m/km	7:04	14:12	14:37	15:51	15:43	16:41	16:13	8:56	4:55:57
108	514	Miquel Angel Roig Oliver	27	M35-39	229	38:21	1:46	94	2:24:32	35,7 km/h	0:50:15	0:43:40	0:45:02	122	3:07:08	2:30	114	1:48:53	5:10 m/km	7:36	14:49	14:54	15:49	15:14	16:20	15:44	8:29	4:56:00
109	123	Ernesto Valiente Alvaro	39	M30-34	378	44:26	1:34	71	2:22:50	36,1 km/h	0:48:29	0:44:11	0:44:54	157	3:11:13	2:24	85	1:44:51	4:58 m/km	11:34	14:09	14:04	14:46	14:20	14:37	14:02	7:22	4:56:04
110	205	Carlos Blanes Garcia	28	M35-39	306	40:36	2:15	168	2:29:36	34,5 km/h	0:50:27	0:46:02	0:47:19	189	3:14:19	1:54	61	1:42:16	4:51 m/km	7:22	14:12	14:14	14:37	14:26	14:49	14:23	8:16	4:56:35



Acta Federació de Triatló de les Illes Balears

III Extreme Man Menorca 113

Menorca



domingo, 23 de septiembre de 2012

Win Sports - Elitechip


RESULTADOS : III Extreme Man Menorca 113

INSCRITOS:0

FINALIZADOS: 0

RETIRADOS: 0

Pos Gen	Dorsal	Nom i Llinatges	Pos	Cat	Pos Natacio	TI	Pos Ciclisme	Vel	1º	2º	3º	Pos Relativa	T2	Pos	Carrera Vel	1º	2º	3º	4º	5º	6º	7º	8º	T_Oficial				
111	230	Marc Tarroch García	40	M30-34	191	37:15	2:42	167	2:29:35	34,5 km/h	0:52:21	0:45:32	0:46:10	158	3:11:13	1:44	89	1:45:26	5:00 m/km	7:08	15:08	15:29	14:59	14:26	15:19	14:41	8:18	4:56:39
112	54	Joan A. Francisco Vidal	29	M35-39	75	33:06	1:37	132	2:26:55	35,1 km/h	0:50:20	0:45:32	0:45:34	90	3:03:29	1:52	173	1:54:11	5:25 m/km	7:47	16:50	15:24	16:43	15:39	17:47	15:52	8:11	4:57:39
113	198	Patricio Crespo Olives	30	M35-39	207	37:35	2:07	187	2:31:14	34,1 km/h	0:51:09	0:46:36	0:47:58	173	3:12:27	1:32	88	1:45:24	5:00 m/km	6:58	14:24	14:19	14:51	15:09	15:55	15:27	8:25	4:57:50
114	251	Jordi Jansana Urgelles	41	M30-34	249	39:10	2:18	141	2:27:33	35,0 km/h	0:48:55	0:46:05	0:47:12	155	3:10:38	1:38	104	1:47:19	5:05 m/km	7:12	14:05	14:30	16:02	15:12	16:26	15:25	8:31	4:57:56
115	402	Daniel Rivera Caballero	42	M30-34	232	38:24	2:41	89	2:24:19	35,8 km/h	0:49:18	0:43:59	0:45:45	127	3:07:27	2:04	136	1:50:38	5:15 m/km	7:15	14:26	14:57	16:07	15:29	16:55	16:32	9:00	4:58:04
116	76	Jaume Segrià Pallarés	31	M35-39	59	32:41	2:42	177	2:30:32	34,3 km/h	0:51:08	0:45:46	0:47:56	131	3:07:46	1:53	134	1:50:25	5:14 m/km	7:27	14:10	14:56	15:41	15:31	17:06	16:38	9:00	4:58:11
117	132	Ramon Vallespin Monleon	32	M35-39	11	29:41	2:28	202	2:33:24	33,6 km/h	0:52:20	0:47:54	0:47:44	133	3:07:47	2:15	135	1:50:25	5:14 m/km	7:25	14:49	14:18	15:59	15:11	17:06	16:38	9:01	4:58:11
118	515	Miquel Àngel Fiol Serra	43	M30-34	259	39:32	2:33	57	2:21:46	36,4 km/h	0:48:18	0:43:37	0:44:37	112	3:06:09	2:20	152	1:52:07	5:19 m/km	6:43	13:44	15:20	16:47	17:02	18:11	16:35	7:49	4:58:16
119	262	Sergi Puigmal Orozco	15	M25-29	197	37:21	2:33	50	2:21:19	36,5 km/h	0:48:06	0:42:29	0:45:11	85	3:02:35	1:23	189	1:55:42	5:29 m/km	7:33	14:36	14:41	16:19	16:16	18:23	18:56	9:01	4:58:17
120	206	Juan Carlos Barrantes Palomino	44	M30-34	176	36:37	2:29	172	2:30:10	34,4 km/h	0:50:30	0:45:36	0:48:39	160	3:11:16	2:01	101	1:47:05	5:05 m/km	7:15	14:58	14:47	15:14	15:11	15:18	15:17	9:09	4:58:21
121	102	Alberto Cuerpo Romero	33	M35-39	41	32:03	1:21	106	2:24:56	35,6 km/h	0:48:21	0:43:54	0:47:10	58	3:00:51	2:32	204	1:57:35	5:34 m/km	7:21	15:13	15:22	17:39	16:46	19:08	17:21	8:49	4:58:25
122	403	Martin Jérémy	45	M30-34	50	32:21	1:58	34	2:19:42	36,9 km/h	0:47:16	0:42:25	0:44:55	32	2:55:47	1:48	247	2:02:40	5:49 m/km	6:23	23:07	14:41	17:41	16:33	18:18	17:35	8:24	4:58:27
123	264	Jose Maria Muñoz	46	M30-34	23	30:22	2:14	127	2:26:39	35,2 km/h	0:50:49	0:44:26	0:46:16	61	3:00:56	1:42	206	1:57:40	5:35 m/km	7:20	14:59	15:33	17:16	16:28	18:30	17:52	9:45	4:58:36
124	398	Txema Ametller Pons	34	M35-39	163	36:24	3:48	73	2:23:01	36,1 km/h	0:47:46	0:43:58	0:46:15	97	3:04:44	1:32	171	1:53:59	5:24 m/km	8:13	15:54	15:57	16:47	15:00	15:58	16:16	9:57	4:58:42
125	521	Roberto Sanmartin Ramos	16	M25-29	264	39:41	2:00	104	2:24:48	35,6 km/h	0:47:55	0:44:00	0:47:12	143	3:08:48	2:20	132	1:50:07	5:13 m/km	6:36	13:32	13:30	14:38	15:13	17:23	18:59	10:19	4:58:55
126	269	Carlos Castellano Carrasco	8	M18-24	193	37:17	3:13	222	2:34:49	33,3 km/h	0:52:28	0:47:34	0:48:59	215	3:16:58	1:40	60	1:41:57	4:50 m/km	6:38	13:29	13:44	14:10	15:14	15:42	15:30	7:34	4:58:55
127	583	Xisca Garau Sampol	6	Elite	263	39:39	2:00	108	2:25:05	35,6 km/h	0:48:42	0:44:08	0:46:04	138	3:08:18	1:36	138	1:50:41	5:15 m/km	7:29	15:54	14:46	15:54	15:29	16:53	15:47	8:34	4:58:58
128	147	Gerard Farré Moll	47	M30-34	95	34:06	3:33	137	2:27:22	35,0 km/h	0:49:49	0:46:07	0:46:09	119	3:06:36	1:37	157	1:52:31	5:20 m/km	7:03	14:05	14:21	16:39	17:15	17:28	16:50	8:54	4:59:07
129	159	Gabriel Donaire Pascual	35	M35-39	325	41:07	2:04	154	2:28:31	34,7 km/h	0:51:16	0:44:51	0:46:44	181	3:13:36	1:55	92	1:45:51	5:01 m/km	7:23	14:55	14:22	15:25	14:40	15:47	14:59	8:22	4:59:26
130	396	Carles Molero Calvo	15	M40-44	68	32:47	3:08	169	2:29:43	34,5 km/h	0:51:09	0:45:14	0:47:32	134	3:07:55	2:18	148	1:51:41	5:18 m/km	7:17	14:43	15:03	16:25	15:09	17:25	16:37	9:06	4:59:36
131	120	Rafel Mora Cerdà	36	M35-39	304	40:34	3:18	145	2:27:49	34,9 km/h	0:49:54	0:45:33	0:46:50	180	3:13:34	1:55	93	1:46:05	5:02 m/km	7:20	15:04	14:19	15:09	14:56	15:38	15:08	8:34	4:59:39
132	167	Mateu Oliver Gomila	17	M25-29	261	39:36	2:36	129	2:26:49	35,1 km/h	0:50:03	0:45:00	0:46:23	159	3:11:15	2:15	118	1:49:12	5:11 m/km	7:06	14:06	13:46	16:23	14:28	17:26	17:04	8:56	5:00:26



Acta Federació de Triatló de les Illes Balears

III Extreme Man Menorca 113

Menorca



domingo, 23 de septiembre de 2012

Win Sports - Elitechip

RESULTADOS : III Extreme Man Menorca 113

INSCRITOS:0

FINALIZADOS: 0

RETIRADOS: 0

Pos Gen	Dorsal	Nom i Llinatges	Pos	Cat	Pos Natacio	TI	Pos Ciclisme	Vel	1°	2°	3°	Pos Relativa	T2	Pos	Carrera Vel	1°	2°	3°	4°	5°	6°	7°	8°	T_Oficial				
133	371	Ralf Conzelmann	2	M45-49	177	36:42	3:58	18	2:16:24	37,8 km/h	0:46:15	0:42:24	0:42:47	51	2:59:03	2:00	240	2:01:31	5:46 m/km	7:39	16:00	16:41	16:19	18:30	17:36	19:19	9:30	5:00:33
134	420	Alejo Figueras De Abadal	9	M18-24	118	34:52	3:14	153	2:28:28	34,8 km/h	0:51:06	0:44:50	0:46:48	149	3:09:08	2:36	146	1:51:29	5:17 m/km	7:26	14:36	14:34	15:34	15:05	17:35	17:06	9:36	5:00:37
135	80	Marc Algueró Serraima	10	M18-24	284	40:12	1:46	48	2:21:03	36,6 km/h	0:47:37	0:43:42	0:44:30	98	3:04:49	1:49	190	1:55:49	5:29 m/km	6:44	17:42	14:33	16:47	16:46	17:06	17:21	8:54	5:00:38
136	158	Toni Salas Ferrer	37	M35-39	139	35:36	2:53	107	2:25:01	35,6 km/h	0:48:28	0:43:39	0:47:18	102	3:05:29	2:01	187	1:55:34	5:29 m/km	6:57	14:05	15:47	16:24	17:14	18:50	17:01	9:20	5:01:02
137	75	Enric Pintado Boixados	3	M45-49	227	38:12	2:22	95	2:24:33	35,7 km/h	0:49:02	0:44:22	0:45:50	123	3:07:10	2:05	169	1:53:54	5:24 m/km	7:27	15:00	15:02	16:52	15:45	18:03	16:56	8:52	5:01:04
138	220	Oriol Pareja Carrillo	18	M25-29	37	31:58	1:30	124	2:26:19	35,3 km/h	0:50:11	0:44:58	0:45:42	80	3:02:02	2:18	218	1:59:16	5:39 m/km	7:34	16:18	15:54	18:39	17:38	18:45	16:07	8:25	5:01:17
139	322	Darren Moutrey	16	M40-44	270	39:51	2:37	156	2:28:50	34,7 km/h	0:50:11	0:46:15	0:47:05	176	3:13:18	2:01	108	1:48:02	5:07 m/km	7:16	14:51	14:28	15:37	14:55	16:46	15:47	8:26	5:01:19
140	91	Biel Ferriol Fluxà	48	M30-34	280	40:06	1:35	170	2:29:56	34,4 km/h	0:50:26	0:45:43	0:48:19	179	3:13:28	1:52	107	1:48:00	5:07 m/km	6:50	14:16	13:55	15:39	14:47	17:14	16:22	8:59	5:01:27
141	504	Jaume Vicens Montserrat	3	M50-54	78	33:09	3:14	81	2:23:30	36,0 km/h	0:48:18	0:44:44	0:45:21	88	3:02:58	3:07	210	1:58:48	5:38 m/km	8:36	16:31	16:07	16:52	16:21	17:47	17:02	9:35	5:01:45
142	419	Marc Julià Bonmatí	49	M30-34	255	39:24	2:12	52	2:21:30	36,5 km/h	0:47:37	0:44:03	0:44:31	95	3:04:31	1:25	203	1:57:25	5:34 m/km	6:55	13:58	14:32	16:19	16:47	19:07	19:20	10:32	5:01:55
143	176	Miquel Esteva Villalonga	19	M25-29	71	32:59	2:07	182	2:30:55	34,2 km/h	0:50:38	0:46:38	0:48:11	129	3:07:37	1:37	176	1:54:45	5:26 m/km	7:34	15:36	15:04	16:37	15:41	17:52	17:04	9:20	5:02:22
144	478	Pascal Hebrard	4	M45-49	234	38:28	4:16	183	2:30:58	34,2 km/h	0:49:53	0:44:48	0:46:09	204	3:16:17	2:36	95	1:46:17	5:02 m/km	11:07	13:22	13:36	14:45	14:40	15:45	15:05	8:00	5:02:33
145	290	Miguel Isla Rodríguez	4	M50-54	12	29:42	1:29	150	2:28:19	34,8 km/h	0:50:39	0:46:12	0:46:25	65	3:01:12	1:42	239	2:01:29	5:45 m/km	7:24	14:59	15:40	19:18	17:39	18:50	17:51	9:52	5:02:41
146	334	Guillaume Pierre	5	M45-49	162	36:24	3:21	84	2:23:38	35,9 km/h	0:48:10	0:44:13	0:46:04	104	3:05:31	2:09	201	1:57:11	5:33 m/km	7:21	15:25	15:58	17:34	16:27	18:14	17:07	9:08	5:02:42
147	502	Jacobo Matute Troncoso	38	M35-39	43	32:07	2:48	245	2:36:56	32,9 km/h	0:52:51	0:49:44	0:48:42	184	3:13:42	1:53	122	1:49:19	5:11 m/km	7:41	15:04	14:50	15:21	15:27	15:56	16:21	8:44	5:03:01
148	153	Sergi Molero Calvo	39	M35-39	138	35:35	4:27	161	2:29:17	34,6 km/h	0:49:46	0:45:43	0:48:24	167	3:11:51	2:33	142	1:51:18	5:16 m/km	7:17	14:25	14:42	15:42	15:27	18:23	16:41	8:44	5:03:09
149	503	Jaime Boyeras Carbonell	40	M35-39	110	34:46	2:06	213	2:34:02	33,5 km/h	0:50:59	0:49:00	0:48:32	175	3:12:36	1:42	140	1:50:59	5:16 m/km	7:19	15:03	15:11	16:00	15:58	17:36	15:40	8:16	5:03:34
150	45	Lluís Amat Tardiu	5	M50-54	310	40:43	3:11	162	2:29:21	34,5 km/h	0:49:53	0:45:48	0:48:13	192	3:15:02	1:49	112	1:48:52	5:10 m/km	6:43	13:51	14:10	15:51	15:19	17:38	16:36	8:48	5:03:53
151	479	Juan Mayans Morales	20	M25-29	128	35:15	2:20	144	2:27:48	34,9 km/h	0:49:19	0:44:08	0:48:24	126	3:07:25	2:03	198	1:56:37	5:32 m/km	8:17	15:27	15:44	16:15	16:30	17:21	17:14	9:52	5:04:01
152	455	Juan Gomez Martinez	41	M35-39	294	40:25	2:49	241	2:36:42	32,9 km/h	0:54:06	0:49:14	0:47:58	246	3:21:37	1:42	69	1:42:50	5:52 m/km	7:07	13:49	14:05	14:40	15:26	14:47	14:42	8:19	5:04:27
153	234	Jaume Bagur Trujillo	17	M40-44	186	37:02	3:09	85	2:23:50	35,9 km/h	0:49:09	0:44:11	0:44:59	108	3:05:56	1:56	209	1:58:46	5:38 m/km	7:32	15:19	14:39	17:07	16:28	20:22	17:41	9:42	5:04:41
154	435	Tobal Olives Gomila	6	M45-49	282	40:08	4:30	86	2:24:07	35,8 km/h	0:48:46	0:44:27	0:45:44	166	3:11:42	2:59	159	1:53:02	5:21 m/km	7:24	15:31	15:05	16:27	16:05	16:53	16:38	9:00	5:04:43



Acta Federació de Triatló de les Illes Balears

III Extreme Man Menorca 113

Menorca



domingo, 23 de septiembre de 2012

Win Sports - Elitechip

RESULTADOS : III Extreme Man Menorca 113

INSCRITOS:0

FINALIZADOS: 0

RETIRADOS: 0

Pos Gen	Dorsal	Nom i Llinatges	Pos	Cat	Pos Natacio	TI	Pos Ciclisme	Vel	1º	2º	3º	Pos Relativa	T2	Pos	Carrera Vel	1º	2º	3º	4º	5º	6º	7º	8º	T_Oficial				
155	409	Roberto De Vega Sanchez	18	M40-44	213	37:49	3:26	228	2:35:27	33,2 km/h	0:51:48	0:47:40	0:50:11	228	3:19:55	3:14	94	1:46:08	8:02 m/km	7:26	14:47	14:27	15:03	14:44	15:42	15:32	8:30	5:06:02
156	207	Jose Manuel Paniagua Diaz	42	M35-39	77	33:08	3:04	143	2:27:45	34,9 km/h	0:48:34	0:46:03	0:47:42	118	3:06:29	2:34	223	1:59:40	8:40 m/km	7:47	15:15	15:33	17:05	16:11	18:06	19:07	10:41	5:06:09
157	572	Dolores Fernandez Sanchez	1	F35-39	130	35:18	2:15	188	2:31:36	34,0 km/h	0:49:37	0:47:00	0:49:33	156	3:11:03	1:55	182	1:55:13	8:28 m/km	7:57	16:37	16:04	17:21	16:02	17:00	15:34	8:42	5:06:15
158	155	Jonathan Sanabria Cruz	50	M30-34	300	40:30	2:18	171	2:30:06	34,4 km/h	0:49:47	0:46:00	0:48:45	191	3:14:43	1:50	149	1:51:42	8:18 m/km	6:53	14:49	14:22	15:52	18:52	16:46	15:42	8:29	5:06:24
159	240	Alejandro Menendez Suarez	43	M35-39	426	49:38	4:03	254	2:37:39	32,7 km/h	0:54:46	0:48:31	0:48:35	317	3:34:28	3:11	20	1:31:59	8:22 m/km	6:45	12:53	12:36	13:10	12:37	13:26	13:07	7:26	5:06:26
160	116	Xavier Castillo McMahon	44	M35-39	34	31:56	1:41	165	2:29:27	34,5 km/h	0:51:52	0:45:09	0:47:10	101	3:05:02	1:59	238	2:01:25	8:45 m/km	11:44	14:40	15:12	17:23	16:04	19:37	18:17	8:32	5:06:26
161	225	José Martín Fernández	45	M35-39	120	34:56	2:47	160	2:29:08	34,6 km/h	0:49:46	0:46:11	0:47:36	144	3:08:51	2:02	207	1:57:41	8:35 m/km	6:45	13:18	13:19	15:57	17:46	19:13	19:59	11:28	5:06:31
162	78	Albert Mirapeix Janita	46	M35-39	292	40:24	3:41	163	2:29:22	34,5 km/h	0:49:20	0:45:58	0:48:52	198	3:16:04	2:39	143	1:51:19	8:17 m/km	7:23	14:54	15:10	16:26	15:39	16:57	15:56	8:57	5:07:22
163	228	Carles Sabater Casals	19	M40-44	100	34:27	2:27	159	2:29:08	34,6 km/h	0:50:14	0:46:32	0:46:53	128	3:07:30	1:29	225	1:59:53	8:41 m/km	7:30	15:11	15:02	16:50	16:39	18:51	18:53	11:01	5:07:23
164	142	Xavi Ainsa Aguiló	51	M30-34	209	37:42	2:41	152	2:28:25	34,8 km/h	0:49:58	0:46:52	0:46:20	171	3:12:20	3:33	185	1:55:18	8:28 m/km	7:06	14:53	15:10	16:26	15:58	18:19	17:37	9:52	5:07:37
165	274	Borja Sierra Calvo	52	M30-34	195	37:19	2:43	118	2:25:58	35,3 km/h	0:49:36	0:44:26	0:46:27	135	3:07:56	1:58	224	1:59:43	8:40 m/km	7:34	15:03	15:02	17:06	17:17	19:38	18:08	9:57	5:07:38
166	109	Jose Miguel Catalan Larracoche	47	M35-39	127	35:10	1:53	195	2:32:51	33,8 km/h	0:51:33	0:46:37	0:48:55	168	3:12:02	2:10	188	1:55:38	8:29 m/km	7:51	15:28	15:20	16:23	16:12	17:47	17:14	9:25	5:07:39
167	367	Ademir Castillo Alvarez	53	M30-34	319	40:58	2:09	201	2:33:19	33,7 km/h	0:51:33	0:47:52	0:48:19	224	3:18:52	2:27	124	1:49:23	8:11 m/km	8:06	15:52	14:47	15:32	15:05	15:52	15:45	8:28	5:08:15
168	211	Toni Llinas Pascual	11	M18-24	188	37:06	3:40	100	2:24:40	35,7 km/h	0:49:05	0:44:14	0:45:44	125	3:07:23	1:59	233	2:00:59	8:44 m/km	7:20	15:09	15:08	17:10	17:06	19:54	19:07	10:07	5:08:21
169	232	Paco Gil García	21	M25-29	81	33:30	2:23	76	2:23:21	36,0 km/h	0:48:50	0:44:01	0:45:22	72	3:01:30	2:17	277	2:07:11	8:02 m/km	7:51	16:22	15:57	17:54	16:33	23:23	19:31	9:44	5:08:40
170	439	Ismael Marqués Pons	48	M35-39	216	37:52	2:54	190	2:31:55	34,0 km/h	0:50:50	0:47:16	0:48:26	190	3:14:37	1:58	172	1:54:05	8:24 m/km	7:01	14:43	14:32	16:46	15:36	19:28	17:04	8:59	5:08:42
171	359	Mauro Clavell De Orovio	12	M18-24	73	33:04	3:03	189	2:31:48	34,0 km/h	0:51:22	0:46:12	0:48:12	152	3:10:02	2:08	213	1:58:59	8:38 m/km	7:37	15:36	16:07	17:27	16:50	18:55	17:35	8:55	5:09:00
172	16	Jose Manuel Gomez Diaz	49	M35-39	381	44:34	3:04	271	2:39:33	32,3 km/h	0:54:44	0:48:53	0:49:55	294	3:29:42	2:33	41	1:39:33	8:43 m/km	6:32	13:11	14:25	13:59	14:11	14:35	15:11	7:31	5:09:14
173	443	Ayoze Cruz Betancort	13	M18-24	320	41:00	3:08	258	2:38:02	32,7 km/h	0:54:32	0:48:08	0:49:25	267	3:25:25	3:17	80	1:43:58	8:56 m/km	7:03	13:52	13:56	14:32	14:44	15:38	15:32	8:45	5:09:22
174	40	Jaume Gracia Alcàcer	50	M35-39	190	37:13	3:19	210	2:33:45	33,6 km/h	0:50:16	0:47:03	0:50:36	205	3:16:22	2:05	164	1:53:33	8:23 m/km	7:23	14:33	14:42	16:10	15:52	17:59	17:23	9:33	5:09:54
175	399	Juan Carlos Vizcaino Lapaz	7	M45-49	399	45:43	2:34	113	2:25:40	35,4 km/h	0:49:59	0:44:59	0:45:20	200	3:16:06	2:10	168	1:53:53	8:24 m/km	7:04	16:30	14:46	17:53	15:09	17:15	16:49	8:32	5:09:59
176	267	Jesus Bartolome Miranda	20	M40-44	377	44:18	4:04	295	2:43:21	31,6 km/h	0:54:59	0:50:41	0:51:38	313	3:34:11	2:29	29	1:35:50	8:33 m/km	6:36	12:45	13:13	13:12	13:30	14:28	14:41	7:28	5:10:00



Acta Federació de Triatló de les Illes Balears III Extreme Man Menorca 113 Menorca



domingo, 23 de septiembre de 2012

Win Sports - Elitechip

RESULTADOS : III Extreme Man Menorca 113

INSCRITOS: 0

FINALIZADOS: 0

RETIRADOS: 0

Pos Gen	Dorsal	Nom i Llinatges	Pos	Cat	Pos Natacio	T1	Pos Ciclisme	Vel	1°	2°	3°	Pos Relativa	T2	Pos	Carrera Vel	1°	2°	3°	4°	5°	6°	7°	8°	T_Oficial				
177	525	Toni Cañellas Moreno	54	M30-34	281	40:06	2:46	249	2:37:02	32,9 km/h	0:52:53	0:50:18	0:48:31	242	3:21:16	1:23	113	1:48:52	5:10 m/km	7:02	14:09	14:45	15:13	15:20	17:19	16:35	8:32	5:10:07
178	286	José Mª Mendiolea Losada	55	M30-34	67	32:47	2:33	126	2:26:35	35,2 km/h	0:51:15	0:44:04	0:45:54	94	3:03:59	2:06	271	2:06:38	6:00 m/km	8:26	17:25	18:13	18:40	17:21	18:44	17:46	10:07	5:10:36
179	70	Jose Carlos Infante Scherff	51	M35-39	224	38:08	2:54	196	2:32:57	33,7 km/h	0:51:38	0:47:08	0:48:48	196	3:16:00	2:01	180	1:55:00	5:27 m/km	7:34	15:44	15:32	17:31	16:31	17:37	16:13	8:20	5:10:59
180	95	Carles Tomás Lopez-Doriga	56	M30-34	380	44:33	1:57	205	2:33:36	33,6 km/h	0:52:33	0:47:33	0:47:57	247	3:21:38	1:33	125	1:49:27	5:11 m/km	7:24	14:58	14:51	15:42	15:13	16:19	16:03	8:59	5:11:04
181	253	Benito Perez Lopez	52	M35-39	373	43:58	2:46	197	2:33:05	33,7 km/h	0:51:45	0:48:06	0:47:54	245	3:21:31	1:44	129	1:49:40	5:12 m/km	7:05	15:06	15:25	15:38	14:39	16:31	16:17	9:02	5:11:11
182	173	Gonzaga Mestre Galofré	14	M18-24	290	40:22	2:22	231	2:35:47	33,1 km/h	0:52:02	0:48:23	0:49:38	236	3:20:29	1:59	139	1:50:46	5:15 m/km	7:56	15:55	14:29	15:06	16:16	16:21	16:07	8:39	5:11:14
183	460	Juan Rigabert Montiel	8	M45-49	66	32:46	3:15	199	2:33:08	33,7 km/h	0:51:43	0:46:45	0:49:03	174	3:12:28	3:20	212	1:58:56	5:38 m/km	12:47	14:52	14:41	16:26	16:06	18:16	16:59	8:53	5:11:24
184	464	Javier Muñoz Romero	57	M30-34	17	29:51	2:06	105	2:24:53	35,6 km/h	0:49:56	0:43:51	0:45:55	47	2:58:28	1:40	307	2:13:00	5:18 m/km	7:13	16:20	17:47	19:40	18:25	22:22	20:34	10:43	5:11:28
185	552	Barbara Giner Hintermayer	1	F25-29	180	36:47	2:32	247	2:36:59	32,9 km/h	0:52:10	0:48:45	0:50:21	220	3:17:55	1:38	165	1:53:35	5:23 m/km	7:59	15:41	15:09	16:15	16:00	17:43	16:15	8:36	5:11:29
186	294	Francisco Manuel Jurado Rivera	58	M30-34	354	42:52	3:21	204	2:33:34	33,6 km/h	0:52:53	0:47:30	0:47:53	248	3:22:00	2:16	126	1:49:31	5:11 m/km	6:55	14:12	14:35	15:39	15:53	17:16	16:20	8:43	5:11:31
187	411	Sebastià Mesquida Barber	53	M35-39	258	39:30	3:01	203	2:33:29	33,6 km/h	0:51:32	0:47:28	0:48:50	223	3:18:20	2:21	167	1:53:48	5:24 m/km	6:59	14:43	14:55	16:11	16:27	18:37	16:48	9:11	5:12:07
188	466	Emilio Agis Benejam	59	M30-34	136	35:30	3:04	55	2:21:33	36,5 km/h	0:48:21	0:43:38	0:44:14	83	3:02:14	2:08	293	2:09:57	6:10 m/km	8:09	16:44	16:29	19:29	17:43	19:41	21:36	10:09	5:12:10
189	168	Guillem Gonyalons Perez	54	M35-39	143	35:45	3:28	122	2:26:17	35,3 km/h	0:50:21	0:44:26	0:46:06	137	3:08:15	2:46	255	2:04:02	5:53 m/km	7:47	15:21	15:19	18:20	16:25	20:40	20:11	10:02	5:12:17
190	265	Fernando Vilches Dominguez	60	M30-34	330	41:43	4:12	136	2:27:10	35,1 km/h	0:48:32	0:44:51	0:48:20	212	3:16:50	3:46	186	1:55:29	5:28 m/km	7:37	14:58	15:31	16:06	16:11	17:57	17:35	9:38	5:12:18
191	477	Santi Navarro Diamant	61	M30-34	219	38:00	2:19	292	2:43:02	31,6 km/h	0:53:15	0:49:54	0:54:05	266	3:25:18	1:58	103	1:47:12	5:05 m/km	7:16	14:50	14:52	15:12	15:17	16:09	15:18	8:23	5:12:30
192	304	Temesi Daniel	62	M30-34	215	37:51	2:47	207	2:33:41	33,6 km/h	0:50:12	0:47:01	0:50:35	214	3:16:55	2:38	191	1:55:59	5:30 m/km	7:47	17:32	15:10	16:15	16:08	19:15	15:42	8:13	5:12:54
193	213	Manuel Alcazar Mateos	21	M40-44	285	40:13	2:59	175	2:30:17	34,3 km/h	0:51:06	0:46:53	0:47:10	195	3:15:53	2:26	200	1:57:02	5:33 m/km	12:11	15:29	15:39	15:50	15:48	16:54	16:19	8:56	5:12:55
194	561	Caroline Lindsay Harriman	1	F30-34	102	34:39	2:40	236	2:36:14	33,0 km/h	0:52:53	0:47:41	0:50:11	203	3:16:14	2:41	199	1:56:42	5:32 m/km	7:43	15:39	15:35	16:35	16:18	17:43	17:26	9:45	5:12:55
195	55	Ricardo Montenegro Gonzalez	9	M45-49	355	42:54	2:21	200	2:33:09	33,7 km/h	0:50:26	0:48:46	0:48:40	231	3:19:57	1:34	158	1:53:02	5:21 m/km	7:29	15:26	15:04	16:47	15:47	17:15	16:19	8:57	5:12:58
196	215	Enrique Del Río Nieto	63	M30-34	28	30:51	4:12	233	2:36:03	33,1 km/h	0:51:59	0:47:23	0:50:43	183	3:13:38	2:34	222	1:59:40	5:40 m/km	7:25	14:51	15:05	17:22	16:30	21:44	16:31	10:17	5:13:18
197	559	Teresa Jori Garcia	2	F25-29	170	36:33	2:45	193	2:32:22	33,9 km/h	0:52:12	0:46:20	0:48:24	188	3:14:18	2:40	214	1:59:02	5:38 m/km	7:37	15:08	15:32	17:11	17:38	19:10	17:44	9:05	5:13:20
198	41	Josep Maria Buendia Aragall	55	M35-39	152	36:06	2:35	140	2:27:28	35,0 km/h	0:48:22	0:46:31	0:47:01	130	3:07:42	1:35	269	2:06:30	6:00 m/km	7:32	15:11	14:43	16:30	16:34	20:55	20:32	14:36	5:14:12

Página 9 de 20



www.elitechip.net

info@elitechip.net

TEL.672 195 895

Acta Federació de Triatló de les Illes Balears III Extreme Man Menorca 113 Menorca



domingo, 23 de septiembre de 2012

Win Sports - Elitechip

RESULTADOS : III Extreme Man Menorca 113

INSCRITOS: 0

FINALIZADOS: 0

RETIRADOS: 0

Pos Gen	Dorsal	Nom i Llinatges	Pos	Cat	Pos Natacio	TI	Pos Ciclisme	Vel	1°	2°	3°	Pos Relativa	T2	Pos	Carrera Vel	1°	2°	3°	4°	5°	6°	7°	8°	T_Oficial	
199	129	Víctor Rojas	22	M25-29	317 40:51	2:52	252 2:37:18	32,8 km/h	0:52:11	0:49:21	0:49:49	258	3:23:33	2:32	137	1:50:40 ^{5:15 m/km}	6:56	14:41	16:01	16:13	15:48	15:50	16:28	8:47	5:14:13
200	429	Dani Coll Sintes	64	M30-34	345 42:27	3:56	206 2:33:41	33,6 km/h	0:52:11	0:48:00	0:47:56	256	3:23:24	3:21	145	1:51:28 ^{5:17 m/km}	7:32	15:09	15:08	15:51	15:36	16:40	16:20	9:16	5:14:51
201	447	Ramón Sebastia Garcia	56	M35-39	187 37:06	3:15	259 2:38:14	32,6 km/h	0:52:44	0:48:41	0:50:51	241	3:21:10	2:36	166	1:53:42 ^{5:23 m/km}	7:54	15:37	15:46	16:04	16:17	16:24	16:33	9:09	5:14:52
202	553	Rocio Delgado Cordón	2	F30-34	173 36:34	2:07	312 2:46:05	31,1 km/h	0:54:40	0:52:03	0:53:25	280	3:26:51	2:06	109	1:48:05 ^{5:07 m/km}	7:06	14:15	14:25	15:18	15:27	16:35	16:28	8:34	5:14:55
203	124	Ruben Guzman Ruiz	22	M40-44	370 43:53	2:20	212 2:33:58	33,5 km/h	0:52:50	0:47:36	0:47:55	251	3:22:43	2:33	154	1:52:13 ^{5:19 m/km}	7:35	15:19	14:47	16:11	15:24	17:24	16:46	8:50	5:14:55
204	218	Albert Solanes Tauler	57	M35-39	273 39:57	3:48	219 2:34:38	33,4 km/h	0:51:30	0:47:53	0:49:35	239	3:21:04	2:42	170	1:53:54 ^{5:24 m/km}	6:49	14:27	14:04	18:07	15:41	19:24	16:50	8:34	5:14:57
205	272	Juan Luis Oliva Garrido	58	M35-39	230 38:23	3:20	230 2:35:43	33,1 km/h	0:52:41	0:48:10	0:49:06	233	3:20:04	2:39	184	1:55:15 ^{5:28 m/km}	8:04	15:38	15:59	16:35	16:43	16:55	16:46	8:38	5:15:18
206	557	Maite Rosado Rodriguez	2	F35-39	338 42:15	2:48	232 2:35:59	33,1 km/h	0:53:57	0:47:34	0:48:57	254	3:23:22	2:21	151	1:52:05 ^{5:19 m/km}	7:34	15:04	15:00	15:40	15:36	17:18	16:18	9:39	5:15:27
207	157	Emilio Navarro Novo	10	M45-49	365 43:48	3:26	302 2:44:10	31,4 km/h	0:56:05	0:50:20	0:51:51	314	3:34:19	2:58	56	1:41:23 ^{4:48 m/km}	6:52	13:12	13:52	14:03	14:13	15:36	15:03	8:36	5:15:42
208	481	Flandin Hugues Henri	6	M50-54	289 40:19	5:01	148 2:28:15	34,8 km/h	0:49:51	0:46:50	0:46:15	210	3:16:45	3:11	216	1:59:05 ^{5:39 m/km}	7:48	15:52	15:40	17:33	16:50	17:59	18:01	9:25	5:15:50
209	164	Javier Seguí Patiño	59	M35-39	135 35:28	2:00	287 2:42:16	31,8 km/h	0:53:58	0:48:50	0:53:09	240	3:21:05	1:22	181	1:55:01 ^{5:27 m/km}	7:16	14:37	14:36	16:15	16:21	18:13	18:09	9:37	5:16:05
210	416	Juan Luis Sangil Mesa	60	M35-39	340 42:20	3:15	237 2:36:18	33,0 km/h	0:51:42	0:48:43	0:49:56	265	3:25:07	3:15	141	1:51:07 ^{5:16 m/km}	7:05	15:01	14:55	16:22	15:33	17:20	16:18	8:36	5:16:14
211	517	Noel Forne Valencia	23	M40-44	311 40:43	3:20	102 2:24:41	35,7 km/h	0:48:31	0:44:35	0:46:29	202	3:16:13	7:31	229	2:00:13 ^{5:42 m/km}	8:43	15:22	15:23	17:09	16:30	18:31	18:39	9:59	5:16:26
212	188	Jordi Crespi González	61	M35-39	171 36:34	2:49	256 2:37:48	32,7 km/h	0:53:17	0:47:30	0:51:04	229	3:19:56	2:46	197	1:56:32 ^{5:31 m/km}	7:56	16:21	14:59	16:50	15:41	18:02	16:45	10:02	5:16:27
213	278	Josep Narro Puerta	62	M35-39	275 40:00	2:43	185 2:31:05	34,2 km/h	0:51:19	0:47:15	0:47:05	193	3:15:48	2:02	230	2:00:40 ^{5:43 m/km}	7:38	15:43	20:12	16:18	15:54	18:00	17:36	9:22	5:16:28
214	318	Eugenio Alonso Soriano	63	M35-39	316 40:51	2:55	146 2:28:01	34,9 km/h	0:48:46	0:45:14	0:48:19	178	3:13:26	1:40	252	2:03:12 ^{5:50 m/km}	7:49	16:28	16:50	17:04	17:40	19:26	18:15	9:43	5:16:37
215	280	Ivan Cordon Ochoa	23	M25-29	341 42:22	2:07	134 2:27:01	35,1 km/h	0:48:05	0:44:45	0:48:53	185	3:13:45	2:16	251	2:03:01 ^{5:50 m/km}	7:45	17:25	15:39	18:08	17:07	21:58	16:09	8:53	5:16:46
216	255	Daniel Marquez Sole	24	M25-29	189 37:12	1:53	243 2:36:43	32,9 km/h	0:51:25	0:47:45	0:51:24	217	3:17:20	1:34	221	1:59:31 ^{5:40 m/km}	7:34	16:08	16:00	17:46	16:46	18:48	17:50	8:43	5:16:51
217	195	Pere Manuel Muñoz Bonnin	65	M30-34	146 35:48	3:04	180 2:30:50	34,2 km/h	0:50:47	0:45:34	0:48:53	170	3:12:19	2:38	263	2:04:40 ^{5:55 m/km}	7:28	16:42	16:06	18:06	17:52	19:53	18:23	10:14	5:16:58
218	483	Santi Millan Montes	24	M40-44	336 42:12	3:50	138 2:27:24	35,0 km/h	0:49:38	0:46:17	0:46:21	194	3:15:53	2:28	237	2:01:14 ^{5:45 m/km}	7:56	16:08	16:50	17:52	17:14	18:33	18:06	8:38	5:17:06
219	246	Fernando Carpio Rodriguez	25	M40-44	429 49:54	3:46	262 2:38:36	32,5 km/h	0:53:53	0:48:46	0:49:55	316	3:34:28	2:14	64	1:42:38 ^{4:52 m/km}	6:53	12:46	13:01	19:58	13:45	14:19	13:44	8:15	5:17:06
220	509	Josep Planas Vicente	11	M45-49	126 35:09	3:27	239 2:36:26	33,0 km/h	0:53:54	0:47:10	0:49:35	221	3:18:16	3:17	217	1:59:08 ^{5:39 m/km}	8:00	15:42	15:38	17:03	16:58	18:05	18:05	9:41	5:17:24



Acta Federació de Triatló de les Illes Balears

III Extreme Man Menorca 113

Menorca



domingo, 23 de septiembre de 2012

Win Sports - Elitechip


RESULTADOS : III Extreme Man Menorca 113

INSCRITOS:0

FINALIZADOS: 0

RETIRADOS: 0

<i>Pos Gen</i>	<i>Dorsal</i>	<i>Nom i Llinatges</i>	<i>Pos</i>	<i>Cat</i>	<i>Pos Natacio</i>	<i>T1</i>	<i>Pos Ciclisme</i>	<i>Vel</i>	<i>1°</i>	<i>2°</i>	<i>3°</i>	<i>Pos Relativa</i>	<i>T2</i>	<i>Pos</i>	<i>Carrera Vel</i>	<i>1°</i>	<i>2°</i>	<i>3°</i>	<i>4°</i>	<i>5°</i>	<i>6°</i>	<i>7°</i>	<i>8°</i>	<i>T_Oficial</i>				
221	172	Willy Arellano Rodríguez	66	M30-34	332	42:08	3:27	281	2:41:44	31,9 km/h	0:53:27	0:49:04	0:53:27	295	3:29:54	2:36	105	1:47:38	5:06 m/km	6:58	14:37	15:06	15:58	15:37	15:51	15:10	8:25	5:17:31
222	63	Juan Oliver Bordoy	26	M40-44	395	45:18	2:01	184	2:31:03	34,2 km/h	0:50:31	0:46:35	0:48:40	230	3:19:57	1:36	205	1:57:36	5:34 m/km	7:23	15:09	15:08	16:32	16:22	18:25	18:00	10:40	5:17:33
223	33	Joan Albert Grau Barreras	64	M35-39	246	39:03	4:48	109	2:25:06	35,6 km/h	0:49:28	0:44:51	0:45:25	161	3:11:20	2:25	268	2:06:15	5:59 m/km	12:34	15:23	15:34	17:44	17:07	19:17	18:40	10:01	5:17:35
224	182	Xavier Corominas Abril	65	M35-39	237	38:39	2:05	220	2:34:40	33,4 km/h	0:51:38	0:47:30	0:49:51	219	3:17:52	2:30	228	1:59:58	5:41 m/km	7:12	14:25	14:53	16:28	16:34	19:44	18:30	12:14	5:17:50
225	223	Victor Martin Margalef	15	M18-24	145	35:47	1:54	223	2:34:53	33,3 km/h	0:52:40	0:47:28	0:48:56	187	3:14:03	1:31	257	2:04:05	5:53 m/km	7:19	15:14	16:12	17:51	17:36	20:40	19:44	9:31	5:18:08
226	312	Hector Olivares Castellote	25	M25-29	192	37:16	2:54	253	2:37:38	32,7 km/h	0:52:48	0:48:40	0:50:05	249	3:22:10	4:23	194	1:56:11	5:30 m/km	7:32	14:41	15:07	16:16	16:25	18:07	18:10	9:58	5:18:20
227	507	Jordi Menchón Rosés	26	M25-29	299	40:30	4:34	191	2:32:00	33,9 km/h	0:50:09	0:46:52	0:49:10	226	3:19:20	2:18	215	1:59:02	5:38 m/km	7:28	15:33	15:39	18:36	17:16	18:27	16:48	9:17	5:18:22
228	162	Javi Gutiérrez Pérez	66	M35-39	225	38:10	2:51	293	2:43:08	31,6 km/h	0:53:22	0:51:00	0:52:57	276	3:26:16	2:08	156	1:52:21	5:19 m/km	7:09	14:25	14:28	16:28	15:25	17:43	17:14	9:31	5:18:37
229	465	Pau Pages Ramon	67	M30-34	158	36:18	3:33	215	2:34:16	33,4 km/h	0:52:43	0:48:24	0:47:32	211	3:16:49	2:43	242	2:01:52	5:47 m/km	7:46	16:49	16:26	18:17	17:14	18:52	17:28	9:03	5:18:40
230	67	Enrique Borrás Camilleri	67	M35-39	308	40:42	3:14	235	2:36:07	33,1 km/h	0:53:00	0:48:01	0:49:37	250	3:22:18	2:17	195	1:56:24	5:31 m/km	8:02	16:03	16:21	16:53	16:12	17:42	16:35	8:40	5:18:41
231	214	Ivan Rovira Doñate	27	M25-29	238	38:40	2:02	290	2:42:40	31,7 km/h	0:52:51	0:49:54	0:54:03	268	3:25:37	2:16	161	1:53:06	5:22 m/km	7:08	16:06	14:56	16:41	15:20	17:42	16:35	8:40	5:18:42
232	441	Daniel Martínez Rodríguez	68	M30-34	169	36:32	1:53	186	2:31:08	34,1 km/h	0:51:11	0:45:53	0:48:29	164	3:11:28	1:57	278	2:07:30	6:03 m/km	12:05	14:56	14:54	19:02	16:17	20:56	18:09	11:13	5:18:57
233	353	Sergio Agost Porcar	68	M35-39	108	34:44	4:12	274	2:40:06	32,2 km/h	0:52:38	0:49:43	0:51:49	244	3:21:27	2:27	208	1:58:18	5:36 m/km	7:33	15:48	16:11	17:11	16:50	17:53	17:30	9:26	5:19:45
234	279	Alejandro Porcel Santacana	69	M35-39	250	39:11	2:29	216	2:34:19	33,4 km/h	0:51:04	0:47:12	0:50:06	222	3:18:18	2:20	243	2:01:52	5:47 m/km	7:20	16:16	16:07	17:00	16:52	19:06	18:50	10:24	5:20:09
235	93	Martí López Vila	69	M30-34	69	32:57	2:51	265	2:38:59	32,5 km/h	0:53:27	0:49:23	0:50:27	213	3:16:52	2:06	253	2:03:31	5:51 m/km	7:32	14:49	15:38	16:42	16:48	20:57	20:04	11:06	5:20:23
236	90	Oriol Canals Rodon	70	M30-34	121	35:01	2:32	192	2:32:00	33,9 km/h	0:51:54	0:45:40	0:48:45	186	3:13:59	4:27	282	2:07:55	6:04 m/km	8:07	16:17	16:09	17:44	17:25	20:57	20:31	10:48	5:21:53
237	292	Kiko Lopez Mezquida	27	M40-44	240	38:43	2:53	273	2:39:36	32,3 km/h	0:54:29	0:49:50	0:49:28	253	3:23:21	2:10	211	1:58:54	5:38 m/km	8:05	16:18	16:10	17:58	16:49	17:45	16:45	9:07	5:22:14
238	36	Jordi Rubio Bonet	70	M35-39	99	34:17	2:02	75	2:23:06	36,1 km/h	0:48:21	0:45:28	0:44:11	67	3:01:18	1:55	339	2:21:10	6:41 m/km	7:32	16:04	16:31	20:45	21:00	25:11	23:10	11:00	5:22:27
239	29	Jaume Morros Martinez	28	M40-44	220	38:00	2:15	181	2:30:54	34,2 km/h	0:49:29	0:46:52	0:49:04	182	3:13:38	2:30	290	2:09:05	6:07 m/km	12:38	16:13	16:32	17:59	17:19	19:18	18:44	10:24	5:22:42
240	224	Jordi Sanchis Blat	29	M40-44	54	32:27	2:50	214	2:34:11	33,5 km/h	0:51:22	0:47:11	0:49:52	163	3:11:25	1:57	300	2:11:40	6:14 m/km	8:35	16:54	17:28	20:09	18:09	20:44	19:47	9:59	5:23:05
241	423	Giorgio Piazzola	71	M35-39	328	41:25	1:28	266	2:39:02	32,4 km/h	0:52:54	0:50:05	0:50:18	255	3:23:23	1:29	227	1:59:56	5:41 m/km	7:31	16:10	14:48	16:36	15:58	17:57	18:45	12:14	5:23:18
242	112	David Mendez Tena	72	M35-39	93	34:04	3:07	151	2:28:20	34,8 km/h	0:49:54	0:46:29	0:46:32	147	3:08:57	3:28	311	2:14:32	6:23 m/km	7:45	16:22	18:43	18:49	18:19	21:30	19:42	13:26	5:23:29



Acta Federació de Triatló de les Illes Balears

III Extreme Man Menorca 113

Menorca



domingo, 23 de septiembre de 2012

Win Sports - Elitechip

RESULTADOS : III Extreme Man Menorca 113

INSCRITOS: 0

FINALIZADOS: 0

RETIRADOS: 0

Pos Gen	Dorsal	Nom i Llinatges	Pos	Cat	Pos Natacio	TI	Pos Ciclisme	Vel	1°	2°	3°	Pos Relativa	T2	Pos	Carrera Vel	1°	2°	3°	4°	5°	6°	7°	8°	T_Oficial			
243	404	Angel Cardona Mercadal	30	M40-44	167	36:30	4:40	226	2:35:16	33,2 km/h	0:51:56	0:47:57	0:49:46	237	3:20:30	4:07	259	2:04:09	8:06	16:18	16:27	17:13	17:12	18:54	19:21	10:41	5:24:39
244	288	Héctor Fortuny Bagur	16	M18-24	236	38:39	2:10	277	2:40:40	32,1 km/h	0:54:12	0:50:09	0:50:46	260	3:23:51	2:24	232	2:00:51	8:27	15:54	15:40	17:59	16:49	18:34	18:33	8:58	5:24:42
245	13	Guillermo Zobel Balmes	12	M45-49	63	32:43	3:21	194	2:32:47	33,8 km/h	0:51:06	0:46:31	0:49:32	165	3:11:31	2:42	310	2:13:53	8:26	17:29	17:40	20:02	18:22	21:42	19:29	10:46	5:25:23
246	26	Luis Villalba Bartolozzi	73	M35-39	379	44:31	3:27	311	2:45:32	31,2 km/h	0:55:24	0:51:58	0:52:37	329	3:36:30	3:02	115	1:49:04	7:00	14:05	14:05	15:58	15:16	17:23	16:13	9:07	5:25:34
247	87	Peter Leupold	74	M35-39	327	41:23	3:47	332	2:49:33	30,4 km/h	0:57:01	0:53:01	0:53:27	333	3:37:22	2:40	110	1:48:38	7:11	14:41	14:48	15:34	15:15	16:11	16:08	8:55	5:25:59
248	178	Joaquin Busto Gonzalez	75	M35-39	157	36:15	2:47	251	2:37:08	32,8 km/h	0:51:17	0:47:33	0:52:33	227	3:19:24	3:15	275	2:07:00	7:53	16:21	16:42	18:18	17:46	19:49	18:52	11:21	5:26:23
249	581	Nerys Evans	3	F35-39	103	34:40	3:08	315	2:46:24	31,0 km/h	0:55:12	0:52:12	0:52:47	269	3:25:55	1:44	231	2:00:41	8:12	16:20	16:04	17:10	16:42	18:49	17:41	9:47	5:26:36
250	523	Sergio Delgado Segura	76	M35-39	76	33:08	4:05	234	2:36:04	33,1 km/h	0:52:36	0:48:03	0:49:44	201	3:16:07	2:52	296	2:10:47	8:15	17:09	17:34	19:17	19:22	20:41	18:57	9:35	5:26:53
251	31	Victor Mata Garcia	28	M25-29	293	40:24	3:00	179	2:30:50	34,2 km/h	0:49:40	0:45:58	0:49:22	206	3:16:27	2:14	297	2:11:10	7:59	16:35	16:05	18:16	19:12	21:10	20:27	11:30	5:27:36
252	28	Jorge Gomez Abella	77	M35-39	309	40:43	4:15	316	2:46:31	31,0 km/h	0:56:47	0:51:15	0:52:21	307	3:32:46	1:19	178	1:54:57	10:16	15:24	15:50	15:58	16:05	16:16	16:19	8:52	5:27:43
253	474	Ivan Carballeira Fraga	78	M35-39	119	34:53	1:38	246	2:36:59	32,9 km/h	0:53:05	0:47:40	0:51:02	207	3:16:30	3:02	298	2:11:20	7:44	16:01	16:49	19:57	19:23	20:46	20:08	10:36	5:27:49
254	570	Belen Albaladejo Fernandez	4	F35-39	164	36:27	2:25	388	3:00:06	28,7 km/h	0:58:37	0:56:19	0:58:50	345	3:40:44	1:47	102	1:47:11	7:14	14:56	13:51	14:46	15:10	16:25	16:25	8:27	5:27:54
255	310	Rafa Villa Martínez	79	M35-39	165	36:28	5:29	268	2:39:19	32,4 km/h	0:51:27	0:49:59	0:51:51	261	3:23:55	2:40	256	2:04:03	7:34	15:21	15:34	17:02	17:54	21:06	18:25	11:09	5:27:57
256	480	Francois Larroquet	7	M50-54	88	33:57	2:38	166	2:29:29	34,5 km/h	0:50:48	0:46:05	0:47:01	139	3:08:20	2:17	334	2:19:45	8:19	17:34	17:47	21:16	19:29	23:01	20:32	11:50	5:28:05
257	394	Mike Hawkins	1	M55-59	396	45:28	3:19	221	2:34:47	33,3 km/h	0:53:39	0:46:59	0:48:45	273	3:26:10	2:38	250	2:02:52	7:50	18:08	16:32	18:35	17:10	18:09	16:56	9:35	5:29:02
258	121	David Soliva Rodriguez	31	M40-44	312	40:45	2:16	198	2:33:07	33,7 km/h	0:49:35	0:46:57	0:50:42	218	3:17:49	1:42	302	2:11:51	7:10	16:36	16:48	19:31	18:39	21:51	19:46	11:32	5:29:39
259	62	Alvar Pellejero Monells	80	M35-39	221	38:00	1:58	304	2:44:31	31,4 km/h	0:54:45	0:51:13	0:52:34	278	3:26:30	2:03	254	2:03:42	7:28	16:37	18:26	17:33	17:24	18:41	18:15	9:21	5:30:11
260	385	Mathieu Nieuwland	71	M30-34	331	42:05	3:16	225	2:35:12	33,2 km/h	0:53:41	0:47:35	0:48:00	257	3:23:26	2:54	276	2:07:07	8:27	17:29	17:19	18:14	17:43	19:24	18:29	10:06	5:30:33
261	428	Branko Piedra Durand	81	M35-39	60	32:41	1:55	329	2:49:24	30,5 km/h	0:56:17	0:51:13	0:55:44	288	3:28:08	4:10	246	2:02:27	7:51	16:40	15:35	17:20	18:23	18:20	18:41	9:40	5:30:34
262	106	Joan Muñoz Salazar	32	M40-44	201	37:29	2:37	294	2:43:12	31,6 km/h	0:52:44	0:49:46	0:54:43	277	3:26:29	3:12	258	2:04:07	8:13	16:22	16:15	17:52	17:22	19:14	18:40	10:12	5:30:36
263	19	Alberto Sintes Adrian	29	M25-29	109	34:45	2:01	173	2:30:16	34,3 km/h	0:49:52	0:45:43	0:48:46	142	3:08:48	1:47	345	2:22:12	7:54	16:01	16:46	18:53	19:25	23:11	26:11	13:53	5:30:59
264	309	Eduard Salvador Papasseit	17	M18-24	29	30:57	1:31	128	2:26:45	35,2 km/h	0:50:57	0:44:03	0:46:38	70	3:01:26	2:14	373	2:29:34	8:31	17:13	19:10	23:55	22:48	25:43	21:47	10:31	5:31:00

Acta Federació de Triatló de les Illes Balears

III Extreme Man Menorca 113

Menorca



domingo, 23 de septiembre de 2012

Win Sports - Elitechip

RESULTADOS : III Extreme Man Menorca 113

INSCRITOS:0

FINALIZADOS: 0

RETIRADOS: 0

Pos Gen	Dorsal	Nom i Llinatges	Pos	Cat	Pos Natacio	T1	Pos Ciclisme	Vel	1°	2°	3°	Pos Relativa	T2	Pos Carrera	Vel	1°	2°	3°	4°	5°	6°	7°	8°	T_Oficial				
265	74	Germán Moreno Valero	82	M35-39	407	46:39	2:26	306	2:44:58	31,3 km/h	0:54:42	0:51:45	0:52:44	325	3:35:54	1:52	183	1:55:13	8:28	7:14	15:02	15:32	16:49	16:39	18:42	16:36	8:43	5:31:07
266	440	Sergi Benet	18	M18-24	212	37:47	3:24	270	2:39:29	32,4 km/h	0:51:46	0:48:46	0:52:54	252	3:23:19	2:41	283	2:08:04	8:04	9:06	17:30	16:12	17:29	17:38	23:53	17:41	8:38	5:31:23
267	400	Xavier Benet	2	M55-59	48	32:14	3:40	3	2:06:52	40,7 km/h	0:43:39	0:39:32	0:39:12	6	2:44:32	1:47	412	2:46:51	7:54	7:52	15:37	15:34	15:49	1:51	23:53	17:37	8:41	5:31:23
268	73	Joan Asbert Mañosa	72	M30-34	315	40:50	2:40	303	2:44:28	31,4 km/h	0:55:03	0:51:04	0:52:10	297	3:30:20	2:23	236	2:01:12	5:45	7:36	15:06	15:14	17:00	17:18	19:14	18:44	11:04	5:31:32
269	245	Guillem Rios Lorenzo	83	M35-39	244	38:56	2:38	309	2:45:12	31,2 km/h	0:54:05	0:51:06	0:54:03	292	3:29:18	2:35	260	2:04:17	5:53	8:04	16:33	16:51	17:36	17:24	18:48	19:14	9:51	5:33:35
270	50	Cesar Del Estal Vendrell	33	M40-44	411	47:09	2:43	267	2:39:11	32,4 km/h	0:54:20	0:49:02	0:50:01	303	3:31:41	2:39	245	2:02:08	5:47	7:57	16:10	16:29	17:43	17:05	19:26	17:49	9:31	5:33:48
271	137	Antonio Febrer Villalonga	84	M35-39	321	41:00	2:40	279	2:41:27	32,0 km/h	0:53:09	0:49:51	0:52:29	281	3:27:08	2:03	273	2:06:44	6:00	8:21	16:43	16:40	17:56	17:56	19:23	19:14	10:36	5:33:52
272	6	Xavier Sánchez Roda	73	M30-34	402	46:08	4:12	218	2:34:37	33,4 km/h	0:52:15	0:46:51	0:49:47	279	3:26:32	1:38	284	2:08:09	6:04	8:35	15:17	14:54	16:19	18:32	21:54	21:23	11:21	5:34:41
273	221	Jaime Rigo Llabres	85	M35-39	357	43:04	3:10	261	2:38:28	32,6 km/h	0:52:50	0:47:36	0:52:00	282	3:27:15	2:34	280	2:07:35	6:03	8:30	17:35	16:25	17:45	17:56	20:56	18:44	9:47	5:34:50
274	125	Carlos Martínez Llompart	74	M30-34	424	49:17	3:05	356	2:53:18	29,8 km/h	0:59:38	0:55:03	0:52:43	376	3:47:54	2:16	100	1:46:56	5:04	7:26	14:17	14:17	15:14	14:50	16:13	15:12	9:31	5:34:50
275	34	Raúl Cameo Castillo	75	M30-34	252	39:15	2:32	285	2:42:13	31,8 km/h	0:53:36	0:50:02	0:52:23	272	3:26:09	2:11	289	2:09:00	6:07	8:49	18:02	19:06	20:32	17:18	17:57	18:13	9:07	5:35:09
276	407	Roberto Vicente Delgado	76	M30-34	74	33:05	2:42	209	2:33:43	33,6 km/h	0:51:21	0:47:28	0:49:26	172	3:12:22	2:53	349	2:23:03	6:47	8:46	17:56	16:55	18:54	21:23	23:43	23:01	12:27	5:35:24
277	501	Isaac Iglesias Molist	77	M30-34	161	36:23	3:19	217	2:34:34	33,4 km/h	0:50:36	0:47:16	0:50:57	209	3:16:44	2:29	333	2:19:04	6:35	7:42	16:18	17:46	19:59	19:11	23:04	20:49	14:18	5:35:48
278	25	Mariano Matas Pareja	78	M30-34	276	40:02	1:50	238	2:36:25	33,0 km/h	0:53:13	0:48:12	0:49:21	232	3:19:59	1:42	321	2:16:28	6:28	7:52	16:25	16:41	19:45	19:44	24:05	20:31	11:27	5:36:26
279	226	Anton Pareja Carrillo	79	M30-34	53	32:27	1:32	229	2:35:34	33,2 km/h	0:53:39	0:46:30	0:49:49	169	3:12:09	2:37	352	2:24:24	6:51	7:45	17:09	16:48	20:11	19:32	23:43	25:31	13:49	5:36:32
280	184	Xavier Roldós Piña	1	M60	235	38:37	3:47	327	2:49:15	30,5 km/h	0:56:38	0:52:54	0:53:39	311	3:33:45	2:07	249	2:02:51	5:49	8:07	17:08	17:02	18:29	17:23	18:38	17:32	8:36	5:36:36
281	160	Daniel Prats Antón	86	M35-39	254	39:21	3:25	340	2:51:23	30,1 km/h	0:54:28	0:52:54	0:57:37	331	3:37:17	3:10	219	1:59:21	5:39	7:15	16:42	19:24	17:10	16:28	17:06	16:05	9:14	5:36:37
282	58	Jordi Bella Puigdomenech	80	M30-34	200	37:28	3:15	272	2:39:34	32,3 km/h	0:53:21	0:49:14	0:51:16	259	3:23:47	3:31	306	2:12:50	6:18	8:01	17:31	17:17	19:15	19:04	21:14	20:02	10:30	5:36:37
283	348	Rafael Toribio Medina	87	M35-39	409	47:04	3:49	283	2:42:00	31,9 km/h	0:53:17	0:49:02	0:53:19	323	3:35:41	2:49	234	2:01:05	5:44	7:31	15:59	15:58	17:05	16:25	18:48	18:53	10:28	5:36:45
284	338	Ratignier Francois	8	M50-54	383	44:40	2:32	288	2:42:19	31,8 km/h	0:54:28	0:49:45	0:52:05	300	3:31:27	1:58	266	2:05:59	5:58	7:57	16:16	16:54	18:09	18:17	19:30	18:53	10:07	5:37:25
285	493	Federico Aldasoro Vasarhelyi	88	M35-39	134	35:27	3:57	248	2:37:00	32,9 km/h	0:53:23	0:47:25	0:50:22	225	3:19:10	2:47	329	2:18:18	6:33	9:15	18:28	17:55	19:02	19:16	21:48	20:26	12:10	5:37:28
286	405	Xavier Cardona Mercadal	13	M45-49	172	36:34	4:34	227	2:35:19	33,2 km/h	0:51:57	0:47:58	0:49:46	243	3:21:22	4:56	322	2:16:30	6:28	8:22	17:32	17:31	18:57	18:40	21:27	21:34	12:30	5:37:51

Acta Federació de Triatló de les Illes Balears

III Extreme Man Menorca 113

Menorca



domingo, 23 de septiembre de 2012

Win Sports - Elitechip

RESULTADOS : III Extreme Man Menorca 113

INSCRITOS: 0

FINALIZADOS: 0

RETIRADOS: 0

Pos Gen	Dorsal	Nom i Llinatges	Pos	Cat	Pos Natacio	TI	Pos Ciclisme	Vel	1°	2°	3°	Pos Relativa	T2	Pos	Carrera Vel	1°	2°	3°	4°	5°	6°	7°	8°	T_Oficial				
287	273	Xavi Espriu	14	M45-49	369	43:53	3:17	289	2:42:30	31,8 km/h	0:54:31	0:49:34	0:52:20	304	3:31:48	2:09	267	2:06:06	6:59 m/km	7:45	16:12	16:21	18:08	18:39	20:14	19:05	9:46	5:37:54
288	53	Andreas Koderisch	89	M35-39	214	37:50	3:39	224	2:35:02	33,3 km/h	0:51:35	0:47:22	0:50:27	235	3:20:14	3:44	326	2:17:45	6:32 m/km	7:37	15:58	16:26	18:36	19:16	25:05	23:54	10:55	5:37:58
289	222	Enric Corominas Gil	90	M35-39	223	38:07	3:27	318	2:46:52	30,9 km/h	0:55:44	0:51:38	0:53:24	299	3:31:23	2:57	272	2:06:40	6:00 m/km	7:52	16:39	16:59	19:12	18:26	19:58	18:13	9:25	5:38:02
290	126	David Arnaus Gomez	81	M30-34	401	46:05	3:32	244	2:36:46	32,9 km/h	0:51:54	0:47:59	0:51:02	291	3:29:13	2:51	291	2:09:31	6:08 m/km	7:32	15:37	16:32	17:53	18:10	20:15	21:32	12:04	5:38:43
291	210	Emilio Jose Ferreiro Hervés	34	M40-44	439	54:32	1:49	313	2:46:20	31,0 km/h	0:56:10	0:51:06	0:52:56	359	3:44:24	1:45	174	1:54:28	5:25 m/km	7:24	14:42	15:07	16:44	16:24	17:37	17:01	9:33	5:38:52
292	320	Pablo Alberto Herreras Herreras	30	M25-29	204	37:33	7:11	278	2:41:11	32,0 km/h	0:53:29	0:48:33	0:53:05	286	3:28:03	2:10	303	2:12:13	6:16 m/km	6:45	14:51	15:50	18:54	18:28	23:35	20:38	13:15	5:40:15
293	445	Emilio Goñalons Angles	91	M35-39	301	40:31	4:16	301	2:44:09	31,4 km/h	0:54:16	0:50:03	0:53:47	302	3:31:41	2:46	288	2:08:44	6:06 m/km	7:55	16:24	16:37	18:06	17:50	19:12	19:59	12:46	5:40:24
294	462	Jose Luis Sintes Pons	15	M45-49	382	44:35	3:29	284	2:42:10	31,8 km/h	0:55:29	0:49:40	0:51:11	318	3:34:44	4:31	265	2:05:41	5:57 m/km	8:20	16:07	16:37	18:04	18:28	19:45	18:35	9:50	5:40:25
295	456	David Perez Peñalver	19	M18-24	266	39:46	2:51	286	2:42:15	31,8 km/h	0:54:43	0:49:18	0:52:05	283	3:27:21	2:30	308	2:13:19	6:19 m/km	7:39	18:04	16:39	18:32	19:32	20:39	21:29	10:49	5:40:40
296	382	Oscar Aragu Sole	82	M30-34	391	45:07	4:18	349	2:52:20	29,9 km/h	0:59:07	0:53:40	0:53:02	361	3:44:35	2:52	196	1:56:25	5:31 m/km	7:27	15:17	15:20	16:26	16:18	17:54	17:56	9:50	5:40:59
297	152	Reinaldo Avila Espinosa	92	M35-39	278	40:04	2:16	282	2:41:53	31,9 km/h	0:54:24	0:49:58	0:51:40	275	3:26:14	2:01	314	2:15:26	6:25 m/km	8:43	17:15	17:15	18:49	19:32	21:48	20:39	11:29	5:41:39
298	23	Andrea Spinardi	35	M40-44	343	42:24	3:03	400	3:04:24	28,0 km/h	1:00:43	0:58:33	0:58:43	387	3:52:16	2:27	131	1:49:41	5:12 m/km	7:54	15:36	14:26	15:24	15:14	16:41	15:55	8:35	5:41:56
299	44	Luis Diaz Lopez	31	M25-29	267	39:46	3:18	307	2:45:07	31,2 km/h	0:53:12	0:51:02	0:54:56	298	3:30:25	2:15	299	2:11:38	6:14 m/km	7:33	15:59	17:35	19:16	19:08	20:32	19:51	11:48	5:42:03
300	444	Pepe Oltra Sans	32	M25-29	335	42:12	2:49	250	2:37:04	32,9 km/h	0:51:03	0:49:13	0:50:58	264	3:24:20	2:15	328	2:18:16	6:33 m/km	7:31	16:01	15:55	19:31	19:05	23:31	23:46	13:00	5:42:35
301	9	Màxim Triay Florit	83	M30-34	211	37:46	2:41	280	2:41:44	31,9 km/h	0:54:19	0:50:35	0:50:58	263	3:24:12	2:02	331	2:18:24	6:34 m/km	7:42	16:18	15:58	19:08	19:16	23:30	23:39	12:56	5:42:35
302	39	Ruben Duran Martin	36	M40-44	349	42:36	3:07	257	2:37:50	32,7 km/h	0:52:06	0:48:43	0:51:05	270	3:26:00	2:28	324	2:17:18	6:30 m/km	8:15	19:07	18:32	19:40	19:48	21:08	20:22	10:31	5:43:18
303	94	Miquel Nicolau Carbonell	16	M45-49	256	39:25	3:05	331	2:49:31	30,4 km/h	0:56:03	0:53:01	0:54:28	326	3:36:02	4:02	279	2:07:30	6:03 m/km	7:53	16:21	16:26	18:51	18:11	19:49	19:24	10:37	5:43:31
304	451	Carlos Garcia Prieto	9	M50-54	92	34:03	3:54	373	2:57:12	29,1 km/h	0:58:18	0:55:02	0:57:40	332	3:37:18	2:11	270	2:06:34	6:00 m/km	7:59	16:06	15:47	17:29	18:24	20:05	19:28	11:18	5:43:51
305	134	Francisco Antonio Ureña Garcia	93	M35-39	446	03:14	4:30	275	2:40:14	32,2 km/h	0:54:20	0:49:06	0:51:16	382	3:50:05	2:08	175	1:54:40	5:26 m/km	6:51	14:16	14:53	16:29	16:24	18:01	17:57	9:51	5:44:44
306	22	Marc Iglesias Palomo	84	M30-34	178	36:43	3:35	299	2:43:44	31,5 km/h	0:53:25	0:50:28	0:53:41	284	3:27:49	3:49	323	2:17:07	6:30 m/km	9:13	17:52	17:25	19:57	18:44	21:15	21:33	11:12	5:44:56
307	97	Carlos San Felipe Alcaraz	85	M30-34	322	41:02	3:40	334	2:50:08	30,3 km/h	0:56:29	0:53:24	0:54:18	335	3:38:18	3:30	274	2:07:00	6:01 m/km	7:41	16:10	16:23	17:25	18:08	20:12	20:01	11:02	5:45:18
308	558	Xinxin Lin	3	F25-29	245	39:01	3:40	383	2:58:32	28,9 km/h	0:59:04	0:55:52	0:57:19	354	3:43:50	2:38	241	2:01:41	5:46 m/km	8:17	16:37	16:27	17:23	17:18	19:24	17:10	9:08	5:45:30



Acta Federació de Triatló de les Illes Balears

III Extreme Man Menorca 113

Menorca



domingo, 23 de septiembre de 2012

Win Sports - Elitechip

RESULTADOS : III Extreme Man Menorca 113

INSCRITOS: 0

FINALIZADOS: 0

RETIRADOS: 0

<i>Pos Gen</i>	<i>Dorsal</i>	<i>Nom i Llinatges</i>	<i>Pos</i>	<i>Cat</i>	<i>Pos Natacio</i>	<i>TI</i>	<i>Pos Ciclisme</i>	<i>Vel</i>	<i>1°</i>	<i>2°</i>	<i>3°</i>	<i>Pos Relativa</i>	<i>T2</i>	<i>Pos</i>	<i>Carrera Vel</i>	<i>1°</i>	<i>2°</i>	<i>3°</i>	<i>4°</i>	<i>5°</i>	<i>6°</i>	<i>7°</i>	<i>8°</i>	<i>T_Oficial</i>			
309	82	Marcos Madrid Ruiz	86	M30-34	360 43:08	2:29	276	2:40:38	32,1 km/h	0:53:24	0:47:37	0:53:15	293	3:29:31	3:17	320	2:16:15	6:27 m/km	8:19	17:23	18:12	19:39	19:10	23:02	19:27	11:05	5:45:46
310	424	José Miguel Maté Salgado	17	M45-49	218 37:59	5:30	339	2:50:45	30,2 km/h	0:57:29	0:52:08	0:54:57	338	3:39:11	4:58	281	2:07:47	6:03 m/km	8:04	15:58	16:00	17:38	18:16	20:32	19:44	11:38	5:46:57
311	233	Mateo Marqués Taltavull	18	M45-49	98 34:16	3:48	336	2:50:33	30,3 km/h	0:54:53	0:53:00	0:56:25	301	3:31:34	2:58	316	2:15:31	6:25 m/km	9:44	20:35	18:33	19:58	18:34	19:47	18:25	10:00	5:47:05
312	431	Miguel Pons Marques	94	M35-39	430 50:02	3:57	344	2:51:41	30,1 km/h	0:53:37	0:50:14	0:58:33	381	3:50:03	4:25	202	1:57:25	6:34 m/km	7:11	14:28	15:24	17:31	16:47	18:31	17:47	9:51	5:47:28
313	20	Raul Martinez Escosa	19	M45-49	303 40:32	2:50	174	2:30:17	34,3 km/h	0:49:38	0:46:10	0:49:06	197	3:16:03	2:25	379	2:31:41	7:11 m/km	7:47	18:15	19:35	25:03	22:12	23:42	22:55	12:16	5:47:44
314	219	Pol Espar	20	M18-24	101 34:34	2:41	269	2:39:27	32,4 km/h	0:52:34	0:48:05	0:52:59	238	3:20:36	3:54	363	2:27:13	6:59 m/km	7:35	16:09	16:36	20:13	23:30	24:32	24:49	13:51	5:47:48
315	344	Vernhet Eric	3	M55-59	389 45:00	3:19	341	2:51:24	30,1 km/h	0:56:39	0:53:32	0:55:27	350	3:42:51	3:09	264	2:05:00	6:55 m/km	7:30	15:43	16:20	17:59	18:10	19:15	19:34	10:32	5:47:51
316	522	Sergi Farran Minguell	95	M35-39	247 39:04	4:18	376	2:57:39	29,0 km/h	1:01:37	0:55:16	0:54:50	363	3:45:08	4:09	248	2:02:47	5:49 m/km	6:22	14:25	14:41	19:03	16:35	20:04	20:52	10:48	5:47:55
317	377	Carlos Marin De La Barcena Lope	87	M30-34	350 42:39	6:11	351	2:52:35	29,9 km/h	0:57:48	0:53:39	0:54:50	353	3:43:46	2:23	261	2:04:19	6:54 m/km	7:17	15:20	16:12	17:42	17:09	19:31	19:53	11:18	5:48:04
318	271	Tomas Jimenez Martinez	21	M18-24	323 41:03	1:25	326	2:48:32	30,6 km/h	0:53:27	0:52:19	0:56:45	309	3:33:01	2:03	315	2:15:31	6:25 m/km	7:58	15:47	16:01	19:05	20:29	24:44	21:40	9:51	5:48:32
319	43	Alberto Jimenez Estrada	37	M40-44	208 37:42	2:34	208	2:33:42	33,6 km/h	0:51:12	0:46:23	0:50:22	199	3:16:04	2:07	384	2:33:04	7:15 m/km	8:37	17:38	18:04	21:40	26:48	21:36	22:32	16:12	5:49:07
320	505	Joan Lujano Martinez	38	M40-44	314 40:48	3:35	314	2:46:23	31,0 km/h	0:56:12	0:50:42	0:53:43	310	3:33:31	2:46	317	2:15:39	6:26 m/km	8:15	17:27	18:00	19:51	19:28	21:29	20:47	10:27	5:49:09
321	107	Jonathan Florido Moreno	22	M18-24	111 34:48	2:10	325	2:48:18	30,7 km/h	0:55:39	0:52:03	0:54:16	289	3:28:15	3:00	344	2:21:59	6:44 m/km	8:44	18:51	19:08	21:04	19:45	21:40	20:12	12:39	5:50:13
322	85	Toni Franco Grau	88	M30-34	371 43:53	4:14	343	2:51:40	30,1 km/h	0:56:48	0:52:59	0:56:05	348	3:42:23	2:37	285	2:08:09	6:04 m/km	7:31	15:51	16:03	18:17	19:02	20:19	20:48	10:21	5:50:32
323	117	Marcos Sánchez Díaz	39	M40-44	182 36:52	2:56	310	2:45:31	31,2 km/h	0:53:18	0:51:55	0:54:19	290	3:28:17	2:59	346	2:22:33	6:45 m/km	9:00	17:31	17:23	19:42	20:58	22:13	21:21	14:29	5:50:50
324	565	Ascensión Martínez Gálvez	5	F35-39	385 44:47	3:10	390	3:00:58	28,5 km/h	0:59:28	0:56:18	0:58:37	386	3:51:40	2:47	220	1:59:29	6:40 m/km	8:32	16:20	15:59	17:39	16:44	17:58	16:46	9:35	5:51:09
325	328	Edmont Bruno	20	M45-49	288 40:16	2:42	371	2:56:43	29,2 km/h	0:54:06	1:05:29	0:51:23	349	3:42:37	2:57	292	2:09:46	6:09 m/km	7:45	16:17	16:58	18:53	18:09	21:42	20:16	9:49	5:52:23
326	111	Jose Aspe Siliezar	21	M45-49	243 38:54	5:53	330	2:49:30	30,4 km/h	0:57:11	0:51:57	0:54:31	341	3:40:11	5:55	304	2:12:16	6:16 m/km	8:36	17:33	16:56	19:45	19:25	21:45	19:12	9:07	5:52:27
327	35	David Perez Terrado	33	M25-29	344 42:26	2:57	260	2:38:26	32,6 km/h	0:51:19	0:49:55	0:51:29	274	3:26:11	2:24	359	2:26:28	6:56 m/km	8:48	18:09	19:00	21:10	21:49	24:31	22:07	10:59	5:52:39
328	556	Clara Hernandez Cortes	6	F35-39	420 48:48	3:32	378	2:57:44	29,0 km/h	1:01:14	0:54:42	0:55:50	389	3:52:23	2:21	235	2:01:11	5:45 m/km	7:14	16:50	15:43	16:40	17:36	19:22	18:21	9:28	5:53:34
329	243	Fernando Malet Casajuana	4	M55-59	393 45:11	6:59	374	2:57:22	29,1 km/h	1:00:46	0:55:12	0:55:21	393	3:53:25	3:55	244	2:01:53	6:47 m/km	8:31	16:34	16:41	17:50	17:56	18:06	17:29	8:50	5:55:18
330	165	Ivo Sandoval Soto	89	M30-34	160 36:22	2:20	305	2:44:55	31,3 km/h	0:54:35	0:52:13	0:52:15	271	3:26:00	2:25	374	2:29:46	7:06 m/km	8:25	17:31	19:46	21:39	21:22	24:05	25:49	11:12	5:55:46



Acta Federació de Triatló de les Illes Balears III Extreme Man Menorca 113 Menorca



domingo, 23 de septiembre de 2012

Win Sports - Elitechip

RESULTADOS : III Extreme Man Menorca 113

INSCRITOS:0

FINALIZADOS: 0

RETIRADOS: 0

<i>Pos Gen</i>	<i>Dorsal</i>	<i>Nom i Llinatges</i>	<i>Pos</i>	<i>Cat</i>	<i>Pos Natacio</i>	<i>TI</i>	<i>Pos Ciclisme</i>	<i>Vel</i>	<i>1º</i>	<i>2º</i>	<i>3º</i>	<i>Pos Relativa</i>	<i>T2</i>	<i>Pos</i>	<i>Carrera Vel</i>	<i>1º</i>	<i>2º</i>	<i>3º</i>	<i>4º</i>	<i>5º</i>	<i>6º</i>	<i>7º</i>	<i>8º</i>	<i>T_Oficial</i>				
331	582	Beatriz Pascuas Medel	1	F40-44	425	49:18	3:33	347	2:52:14	30,0 km/h	0:57:51	0:53:27	0:54:53	370	3:47:17	2:13	286	2:08:35	6:06 m/km	8:32	17:47	17:24	18:29	18:36	19:25	19:11	9:16	5:55:52
332	554	Pilar Morlà Subirats	2	F40-44	151	36:04	2:45	387	2:59:21	28,8 km/h	0:59:21	0:56:20	0:57:28	344	3:40:33	2:24	319	2:15:56	6:27 m/km	8:27	18:52	17:40	19:44	19:16	21:23	20:25	10:12	5:56:28
333	260	Alex Amores Ruiz	96	M35-39	408	46:47	2:34	346	2:52:12	30,0 km/h	0:55:16	0:52:23	0:58:06	360	3:44:32	3:00	305	2:12:18	6:16 m/km	7:55	17:06	17:19	19:39	17:53	20:34	21:20	10:36	5:56:49
334	313	David Piñol Garcia	23	M18-24	436	53:55	3:38	321	2:47:43	30,8 km/h	0:55:19	0:51:37	0:54:31	379	3:48:23	3:09	287	2:08:38	6:06 m/km	7:14	15:34	16:22	19:13	18:50	20:37	20:15	10:37	5:57:01
335	341	Ignacio Cepeda Fernandez Mirand	10	M50-54	414	48:05	5:26	324	2:47:56	30,7 km/h	0:55:49	0:51:58	0:54:18	364	3:45:22	3:56	301	2:11:41	6:14 m/km	8:05	15:48	16:04	21:07	18:06	22:57	19:02	10:34	5:57:03
336	151	Manolo Rodriguez Payeras	97	M35-39	233	38:27	2:51	296	2:43:37	31,5 km/h	0:54:35	0:50:39	0:52:36	285	3:27:57	3:03	371	2:29:09	7:04 m/km	9:15	19:43	19:39	21:12	20:28	23:28	23:21	12:06	5:57:06
337	471	Xavi Miranda Molas	22	M45-49	159	36:19	2:17	355	2:53:03	29,8 km/h	0:58:18	0:53:40	0:54:53	315	3:34:21	2:42	348	2:23:01	6:47 m/km	8:00	17:45	18:32	19:18	21:17	25:30	22:47	9:54	5:57:21
338	437	Xavier Besalduch Canes	98	M35-39	222	38:06	5:37	323	2:47:55	30,7 km/h	0:57:47	0:52:04	0:52:03	322	3:35:32	3:55	347	2:22:34	6:45 m/km	10:02	18:03	18:40	20:31	19:43	22:28	21:16	11:53	5:58:05
339	244	Antoni Medina Piris	40	M40-44	295	40:25	3:28	308	2:45:10	31,2 km/h	0:55:13	0:49:59	0:53:48	308	3:32:48	3:47	354	2:25:20	6:53 m/km	8:22	16:52	17:14	18:59	19:53	24:01	27:48	12:13	5:58:08
340	467	Nacho Alonso Castellet	90	M30-34	265	39:42	4:14	345	2:51:50	30,0 km/h	0:57:55	0:53:03	0:54:50	334	3:37:44	2:00	338	2:21:08	6:41 m/km	9:04	18:53	17:53	20:50	21:13	20:46	21:13	11:18	5:58:52
341	238	Adolfo Benejam Ruf	23	M45-49	144	35:46	4:35	297	2:43:37	31,5 km/h	0:54:14	0:50:48	0:52:26	287	3:28:06	4:09	380	2:31:44	7:11 m/km	10:56	22:48	23:58	21:59	21:21	20:26	20:33	9:45	5:59:49
342	389	Jordi Sotorra Julian	34	M25-29	398	45:38	2:59	382	2:58:23	28,9 km/h	0:59:11	0:55:48	0:57:11	380	3:49:48	2:50	295	2:10:18	6:11 m/km	8:04	16:01	17:16	18:31	18:44	19:34	21:04	11:09	6:00:06
343	181	Jaime Riera Basa	41	M40-44	421	48:52	2:32	255	2:37:39	32,7 km/h	0:52:41	0:48:34	0:50:33	305	3:32:06	3:04	367	2:28:10	7:01 m/km	8:50	18:34	18:21	23:05	21:09	23:32	22:33	12:09	6:00:15
344	323	Mark Salter	5	M55-59	272	39:57	4:06	352	2:52:45	29,9 km/h	0:58:20	0:54:07	0:54:23	339	3:39:42	2:56	336	2:20:42	6:40 m/km	7:29	15:20	15:39	20:28	17:16	23:20	30:59	10:14	6:00:24
345	442	Borja Alonso Castellet	35	M25-29	287	40:14	3:35	322	2:47:48	30,8 km/h	0:55:13	0:52:14	0:54:11	319	3:34:48	3:12	358	2:26:07	6:55 m/km	8:56	19:35	19:26	21:40	21:12	21:49	21:43	11:49	6:00:54
346	510	Juan Emilio Diaz Davila	91	M30-34	271	39:54	3:02	365	2:55:08	29,5 km/h	0:55:39	0:55:04	0:58:17	342	3:40:23	2:20	337	2:20:59	6:41 m/km	7:49	16:20	17:04	21:03	20:37	23:07	23:26	11:37	6:01:21
347	384	Marcos Aguilar Benito	42	M40-44	372	43:54	4:18	362	2:54:34	29,6 km/h	0:58:48	0:54:04	0:55:29	373	3:47:44	4:59	309	2:13:47	6:20 m/km	7:58	16:34	16:44	19:48	19:43	21:39	21:35	9:49	6:01:31
348	236	Otger Peidro Cid	92	M30-34	198	37:22	4:40	358	2:53:37	29,7 km/h	0:57:02	0:53:21	0:57:14	336	3:38:19	2:43	351	2:23:35	6:48 m/km	9:08	19:17	17:53	21:40	20:32	22:03	20:52	12:13	6:01:53
349	457	Juan Bernardo Avilés Olmo	99	M35-39	206	37:34	4:03	264	2:38:57	32,5 km/h	0:54:20	0:49:59	0:48:41	262	3:24:09	3:36	392	2:37:46	7:29 m/km	8:51	20:07	22:11	22:25	22:30	25:11	23:39	12:56	6:01:54
350	372	Borja Alvarez Palomo	36	M25-29	156	36:09	2:11	263	2:38:55	32,5 km/h	0:53:10	0:48:06	0:51:43	234	3:20:13	3:00	408	2:41:44	7:40 m/km	10:47	20:20	19:39	22:44	23:33	25:09	26:59	12:37	6:01:56
351	571	Yiyang Lin	1	F18-24	274	40:00	3:25	394	3:01:48	28,4 km/h	1:00:37	0:56:38	0:58:29	372	3:47:36	2:24	312	2:14:40	6:23 m/km	8:28	18:10	17:33	19:47	19:07	21:35	19:29	10:35	6:02:16
352	8	Javier Moreno Calderón	43	M40-44	361	43:09	5:52	317	2:46:49	30,9 km/h	0:55:28	0:51:34	0:53:48	337	3:39:02	3:12	350	2:23:23	6:48 m/km	9:08	19:20	18:03	20:44	21:02	22:59	20:33	11:38	6:02:24

Página 16 de 20



www.elitechip.net

info@elitechip.net

TEL.672 195 895

Acta Federació de Triatló de les Illes Balears

III Extreme Man Menorca 113

Menorca



domingo, 23 de septiembre de 2012

Win Sports - Elitechip


RESULTADOS : III Extreme Man Menorca 113

INSCRITOS:0

FINALIZADOS: 0

RETIRADOS: 0

Pos Gen	Dorsal	Nom i Llinatges	Pos	Cat	Pos Natacio	TI	Pos Ciclisme	Vel	1°	2°	3°	Pos Relativa	T2	Pos	Carrera Vel	1°	2°	3°	4°	5°	6°	7°	8°	T_Oficial				
353	383	Alejandro Viladomiu Tintore	24	M45-49	329	41:26	3:48	372	2:56:59	29,2 km/h	0:59:26	0:55:27	0:56:21	375	3:47:53	5:42	313	2:14:46	6:23 m/km	9:54	18:37	17:35	18:50	18:53	21:54	18:48	10:18	6:02:38
354	79	Alberto Torija De La Vega	100	M35-39	387	44:49	4:36	357	2:53:35	29,7 km/h	0:58:19	0:52:36	0:56:28	366	3:46:58	3:59	318	2:15:56	6:27 m/km	8:04	17:16	16:52	19:37	19:31	23:18	19:53	11:29	6:02:54
355	339	Manuel De La Cruz De La Cruz	44	M40-44	358	43:05	3:49	409	3:08:18	27,4 km/h	1:03:02	0:58:44	0:59:53	401	3:58:21	3:11	262	2:04:35	6:54 m/km	7:57	15:35	16:41	18:27	17:53	20:12	18:09	9:43	6:02:56
356	580	Xaro Nomdedeu Calvente	7	F35-39	262	39:37	3:43	380	2:58:17	28,9 km/h	1:00:34	0:55:21	0:55:52	365	3:46:33	4:57	327	2:18:06	6:33 m/km	9:14	18:39	17:25	19:44	19:03	23:00	21:09	9:55	6:04:38
357	454	Javier Castro Martin	93	M30-34	367	43:50	2:45	359	2:54:10	29,6 km/h	0:58:02	0:53:49	0:56:35	357	3:44:03	3:19	343	2:21:48	6:43 m/km	9:20	18:34	19:01	21:26	19:34	21:19	21:32	11:05	6:05:51
358	21	Pau Iglesias Palomo	101	M35-39	248	39:07	3:52	333	2:50:06	30,3 km/h	0:54:23	0:54:02	0:55:28	330	3:36:40	3:36	372	2:29:16	7:04 m/km	8:34	17:58	18:07	21:15	22:31	24:05	23:25	13:24	6:05:55
359	370	Guillermo Cañado Cervera	102	M35-39	268	39:47	3:30	353	2:52:45	29,9 km/h	0:55:32	0:53:46	0:57:36	340	3:39:42	3:42	360	2:26:31	6:57 m/km	8:58	20:33	18:12	21:18	21:52	24:15	19:44	11:42	6:06:12
360	461	Pedro Villalonga Pons	25	M45-49	366	43:48	2:33	319	2:46:59	30,9 km/h	0:55:15	0:51:28	0:54:54	324	3:35:53	2:34	382	2:32:12	7:13 m/km	8:15	18:10	16:47	23:19	20:57	30:27	21:54	12:25	6:08:05
361	263	Roger Antich Bribian	94	M30-34	375	44:05	3:28	363	2:54:55	29,5 km/h	0:58:24	0:54:20	0:56:14	368	3:47:11	4:45	340	2:21:17	6:42 m/km	8:23	17:49	18:04	20:14	23:36	21:35	22:02	9:37	6:08:28
362	486	Jose Antonio Aguirre Ayo	2	M60	183	36:53	4:38	338	2:50:43	30,2 km/h	0:56:10	0:53:58	0:54:24	328	3:36:19	4:07	383	2:32:42	7:14 m/km	10:08	19:35	19:27	21:49	21:39	24:43	24:15	11:08	6:09:01
363	475	Juan Fernandez Jaquotot	26	M45-49	362	43:15	5:45	328	2:49:19	30,5 km/h	0:56:32	0:52:05	0:54:39	346	3:42:06	3:48	368	2:28:52	7:03 m/km	10:09	18:00	17:21	21:51	20:14	25:49	21:35	13:57	6:10:58
364	430	Eduard Sans Subirana	3	M60	196	37:20	7:21	399	3:04:02	28,0 km/h	1:03:12	0:56:44	0:57:53	388	3:52:18	3:36	332	2:18:44	6:35 m/km	9:04	18:54	18:30	20:51	19:29	21:18	20:00	10:43	6:11:01
365	469	Marcin Swiatek Morzy	45	M40-44	24	30:24	3:18	354	2:52:51	29,9 km/h	0:54:32	0:49:50	1:01:56	296	3:30:16	3:44	404	2:40:47	7:37 m/km	11:28	22:54	19:41	21:08	21:56	25:09	25:12	13:22	6:11:03
366	560	Paola Campreció Led	2	F18-24	228	38:14	3:32	433	3:28:10	24,8 km/h	1:09:24	1:04:49	1:07:05	425	4:13:02	3:08	226	1:59:54	6:41 m/km	7:45	16:01	16:03	16:59	17:07	18:26	17:44	9:52	6:12:56
367	354	Miquel Roca Bisbe	95	M30-34	302	40:32	3:13	320	2:47:19	30,8 km/h	0:53:19	0:52:00	0:55:21	321	3:35:05	4:03	394	2:38:12	7:30 m/km	8:17	19:21	19:49	25:43	22:15	24:43	23:47	14:21	6:13:16
368	119	Jorge López Martínez-Picabia	96	M30-34	324	41:05	2:42	360	2:54:20	29,6 km/h	0:56:41	0:54:28	0:56:59	343	3:40:25	2:19	386	2:34:05	7:18 m/km	8:43	18:59	17:29	20:58	21:50	27:14	24:01	14:54	6:14:29
369	143	Carlos Fernandez Salazar	46	M40-44	388	44:54	2:53	375	2:57:33	29,1 km/h	0:58:27	0:54:54	0:58:07	377	3:48:01	2:42	362	2:26:52	6:58 m/km	7:59	17:13	19:24	21:08	22:25	24:44	21:16	12:46	6:14:52
370	340	Chambon Philippe	27	M45-49	359	43:08	3:02	386	2:58:48	28,9 km/h	0:59:56	0:55:49	0:56:44	378	3:48:20	3:24	361	2:26:34	6:57 m/km	8:59	18:57	17:40	20:48	21:08	23:31	23:54	11:41	6:14:54
371	345	Fournier Jean Bernard	6	M55-59	403	46:14	3:13	342	2:51:26	30,1 km/h	0:58:14	0:54:27	0:53:14	356	3:43:57	3:05	376	2:30:58	7:09 m/km	8:17	18:20	19:19	22:47	23:43	25:00	22:20	11:17	6:14:54
372	417	Richard Watt	97	M30-34	406	46:21	3:39	377	2:57:42	29,0 km/h	1:00:38	0:53:53	0:56:48	383	3:50:31	2:50	353	2:24:34	6:51 m/km	8:49	17:24	18:25	21:51	22:42	22:10	21:12	12:04	6:15:04
373	237	Antoni Rosselló Mora	103	M35-39	443	58:53	2:14	300	2:44:07	31,4 km/h	0:55:52	0:50:29	0:52:22	371	3:47:22	2:09	364	2:27:50	7:00 m/km	8:17	17:57	18:00	22:25	21:02	23:43	24:30	12:00	6:15:12
374	489	Martí Escudero Puente	37	M25-29	348	42:35	6:46	421	3:13:19	26,7 km/h	1:06:04	0:58:47	1:01:14	417	4:05:37	2:59	294	2:10:05	6:10 m/km	7:34	16:02	16:45	18:46	18:12	21:44	20:15	10:49	6:15:41



Acta Federació de Triatló de les Illes Balears III Extreme Man Menorca 113 Menorca

domingo, 23 de septiembre de 2012

Win Sports - Elitechip



RESULTADOS : III Extreme Man Menorca 113

INSCRITOS: 0

FINALIZADOS: 0

RETIRADOS: 0

<i>Pos Gen</i>	<i>Dorsal</i>	<i>Nom i Llinatges</i>	<i>Pos</i>	<i>Cat</i>	<i>Pos Natacio</i>	<i>TI</i>	<i>Pos Ciclisme</i>	<i>Vel</i>	<i>1°</i>	<i>2°</i>	<i>3°</i>	<i>Pos Relativa</i>	<i>T2</i>	<i>Pos</i>	<i>Carrera Vel</i>	<i>1°</i>	<i>2°</i>	<i>3°</i>	<i>4°</i>	<i>5°</i>	<i>6°</i>	<i>7°</i>	<i>8°</i>	<i>T_Oficial</i>				
375	131	Miguel Martín Alba	28	M45-49	313	40:47	5:11	298	2:43:43	31,5 km/h	0:55:01	0:50:17	0:52:38	306	3:32:40	3:00	409	2:43:24	7:45 m/km	9:14	20:52	20:05	24:11	22:51	25:28	25:41	15:05	6:16:03
376	492	Jeroen Meijs	104	M35-39	390	45:02	4:11	291	2:43:02	31,7 km/h	0:55:04	0:50:08	0:51:35	327	3:36:15	4:02	405	2:41:14	7:38 m/km	9:25	19:32	19:49	21:41	22:29	26:23	25:58	16:01	6:17:29
377	562	Maria Jordà Escoda	1	F45-49	337	42:15	3:02	411	3:09:12	27,3 km/h	1:01:30	0:58:22	1:02:31	400	3:57:05	2:36	341	2:21:27	6:42 m/km	8:38	18:28	18:24	21:34	19:59	23:01	20:33	10:55	6:18:32
378	361	Eugenio Fernandez-Rico Nuñez	98	M30-34	432	50:45	3:17	396	3:02:22	28,3 km/h	1:01:34	0:56:39	0:58:08	404	3:59:06	2:43	335	2:19:53	6:38 m/km	9:04	18:14	17:38	20:18	19:07	22:37	22:23	10:36	6:18:59
379	242	Jesús Ferrer Benejam	29	M45-49	251	39:14	6:42	364	2:55:00	29,5 km/h	0:58:47	0:55:14	0:55:07	358	3:44:19	3:24	390	2:35:57	7:23 m/km	9:01	19:04	19:01	22:18	23:39	25:09	24:57	12:53	6:20:16
380	564	Mari Pons Gomila	3	F40-44	184	36:57	2:44	415	3:09:47	27,2 km/h	1:02:37	0:59:14	1:01:24	390	3:52:26	3:00	365	2:27:52	7:00 m/km	8:33	17:55	17:50	21:25	20:36	25:07	23:53	12:35	6:20:17
381	555	Montserrat Perez Martinez	8	F35-39	416	48:18	3:02	405	3:07:02	27,6 km/h	1:03:23	0:57:02	1:00:21	411	4:02:17	3:57	330	2:18:21	6:33 m/km	8:59	20:12	17:41	21:15	19:43	20:48	19:12	10:35	6:20:38
382	10	Valentí Roca	99	M30-34	203	37:32	2:23	348	2:52:18	29,9 km/h	0:56:18	0:54:22	0:55:45	312	3:33:50	1:38	413	2:46:53	7:55 m/km	8:17	18:10	18:28	22:04	27:53	26:59	31:22	13:43	6:20:42
383	139	David Garcia Marles	105	M35-39	307	40:41	5:36	366	2:56:02	29,3 km/h	0:58:45	0:54:35	0:56:30	367	3:47:10	4:53	385	2:34:01	7:16 m/km	8:22	17:29	18:53	23:20	23:54	26:57	23:23	11:46	6:21:11
384	180	Kiko Marín Marban	106	M35-39	384	44:46	2:51	392	3:01:19	28,5 km/h	0:57:26	0:57:10	1:00:06	384	3:51:04	2:09	378	2:31:25	7:11 m/km	8:47	19:26	20:13	21:43	20:44	23:29	23:58	13:08	6:22:28
385	115	Javier Lares-Franco Salom	100	M30-34	431	50:15	2:20	367	2:56:09	29,3 km/h	0:57:51	0:53:13	0:58:37	385	3:51:16	2:32	377	2:31:13	7:10 m/km	8:34	19:25	20:16	21:43	20:41	23:31	24:00	13:06	6:22:29
386	490	Jose Manuel Calvo Fernandez	47	M40-44	392	45:08	4:08	335	2:50:29	30,3 km/h	0:58:05	0:53:40	0:52:56	352	3:43:18	3:35	396	2:39:26	7:33 m/km	9:07	21:01	21:25	23:49	22:56	25:04	23:54	12:12	6:22:44
387	491	Joan Calvo Fernandez	48	M40-44	283	40:12	3:27	368	2:56:15	29,3 km/h	0:58:10	0:55:04	0:56:52	351	3:43:17	3:25	401	2:39:57	7:35 m/km	9:12	20:58	21:25	24:40	21:54	25:12	23:56	12:43	6:23:13
388	378	Jose Guillermo Diaz Montaños	11	M50-54	181	36:51	4:20	391	3:01:15	28,5 km/h	0:59:59	0:56:30	0:58:40	374	3:47:51	5:27	388	2:35:26	7:22 m/km	8:11	18:24	19:22	22:44	23:43	24:09	25:01	13:55	6:23:16
389	374	Ernest Arnau Vergés	49	M40-44	437	54:05	4:02	384	2:58:38	28,9 km/h	0:58:52	0:54:25	0:58:57	409	4:01:47	5:03	342	2:21:39	6:43 m/km	8:16	17:42	17:23	21:55	18:54	21:54	22:18	13:20	6:23:25
390	482	Pedro Pons Ponseti	50	M40-44	410	47:07	4:01	416	3:10:30	27,1 km/h	1:04:07	0:59:29	1:00:17	419	4:06:07	4:30	325	2:17:20	6:31 m/km	8:09	16:26	16:44	18:54	20:44	21:47	21:42	12:56	6:23:26
391	270	Oscar Garcia Alonso	30	M45-49	351	42:42	5:32	406	3:07:04	27,6 km/h	1:02:20	0:58:27	1:00:09	407	4:00:49	5:32	355	2:25:38	6:54 m/km	8:21	16:52	17:08	20:51	20:15	22:44	24:50	14:40	6:26:27
392	446	David Celdran Andreo	101	M30-34	413	47:25	5:07	370	2:56:40	29,2 km/h	0:58:52	0:53:31	0:57:46	406	4:00:48	####	356	2:25:40	6:54 m/km	8:22	16:52	17:08	20:51	20:13	22:49	24:46	14:41	6:26:27
393	470	Joaquín Ariza Robles	12	M50-54	137	35:33	3:24	425	3:16:40	26,2 km/h	1:03:32	1:02:14	1:04:31	403	3:58:56	3:20	366	2:27:53	7:01 m/km	8:26	18:01	19:08	22:08	23:26	23:03	22:01	11:44	6:26:49
394	422	Miquel Ubeda Mascarell	51	M40-44	342	42:24	2:24	369	2:56:31	29,2 km/h	0:57:20	0:55:29	0:57:55	355	3:43:54	2:36	411	2:45:31	7:51 m/km	9:07	21:12	20:04	26:53	22:51	27:50	25:05	12:34	6:29:24
395	27	Oriol Campo Mombiela	38	M25-29	296	40:27	4:33	401	3:04:43	27,9 km/h	1:00:57	0:56:38	1:00:17	394	3:53:51	4:09	389	2:35:49	7:23 m/km	8:42	18:16	19:32	21:31	23:03	27:16	24:51	12:41	6:29:40
396	518	Pascal Jorritsma	52	M40-44	333	42:10	5:16	361	2:54:27	29,6 km/h	0:58:21	0:53:19	0:56:44	362	3:45:06	3:15	410	2:45:00	7:49 m/km	8:40	21:09	20:38	25:25	26:13	25:09	24:20	13:29	6:30:05

Acta Federació de Triatló de les Illes Balears III Extreme Man Menorca 113 Menorca



domingo, 23 de septiembre de 2012

Win Sports - Elitechip

RESULTADOS : III Extreme Man Menorca 113

INSCRITOS: 0

FINALIZADOS: 0

RETIRADOS: 0

Pos Gen	Dorsal	Nom i Llinatges	Pos	Cat	Pos Natacio	TI	Pos Ciclisme	Vel	1°	2°	3°	Pos Relativa	T2	Pos	Carrera Vel	1°	2°	3°	4°	5°	6°	7°	8°	T_Oficial				
397	433	Ivan Morla Coll	102	M30-34	347	42:35	3:18	350	2:52:35	29,9 km/h	0:57:20	0:53:22	0:55:43	347	3:42:15	3:48	415	2:48:00	7:58 m/km	7:35	17:58	22:08	24:38	25:59	28:33	28:14	12:59	6:30:15
398	566	Helena Bellini Ferrer	2	F45-49	291	40:22	3:12	403	3:06:50	27,6 km/h	1:00:05	0:59:06	1:01:15	391	3:53:09	2:46	395	2:38:20	7:30 m/km	10:14	21:25	21:33	25:05	23:20	23:44	21:31	11:31	6:31:28
399	247	Patrick Albert Camprecios	103	M30-34	438	54:06	3:34	379	2:58:06	29,0 km/h	0:59:35	0:54:16	0:58:18	405	3:59:38	3:53	381	2:32:04	7:12 m/km	9:24	20:03	19:49	23:08	21:41	22:32	22:54	12:36	6:31:41
400	65	Alvaro Diaz Conradi	31	M45-49	422	49:01	5:19	412	3:09:13	27,3 km/h	1:03:02	0:58:29	1:01:09	418	4:06:07	2:36	357	2:25:48	8:55 m/km	8:21	16:01	17:06	20:03	20:14	26:02	24:52	13:12	6:31:55
401	567	Margalil Vaquero Cuéllar	9	F35-39	353	42:47	5:58	414	3:09:32	27,2 km/h	1:05:13	0:58:41	0:59:36	410	4:02:06	3:50	375	2:30:58	7:09 m/km	9:14	19:59	19:16	21:35	20:53	25:32	23:00	11:32	6:33:03
402	17	Joan Cubas Pons	32	M45-49	352	42:43	5:31	419	3:12:09	26,9 km/h	1:01:31	0:59:16	1:04:34	416	4:04:48	4:26	369	2:28:54	7:03 m/km	9:05	16:25	17:07	23:41	19:08	29:29	21:53	12:09	6:33:42
403	136	Josep Garriga Rodríguez	53	M40-44	374	44:02	3:28	397	3:02:33	28,3 km/h	1:01:10	0:56:57	0:58:38	395	3:54:02	4:01	400	2:39:56	7:35 m/km	9:32	20:12	21:05	22:26	23:43	30:14	22:05	10:42	6:33:58
404	317	Matias De La Barra Aguirre	107	M35-39	368	43:52	2:41	398	3:04:01	28,0 km/h	1:00:07	0:56:58	1:00:37	397	3:54:09	3:36	399	2:39:52	7:35 m/km	9:58	21:58	23:22	23:29	23:28	24:33	22:08	10:59	6:34:00
405	508	Josep Colome Somoza	4	M60	241	38:44	4:04	393	3:01:26	28,4 km/h	0:58:33	0:56:49	1:00:00	369	3:47:13	3:01	414	2:47:40	7:57 m/km	8:39	17:02	17:24	25:03	28:45	28:12	27:45	14:53	6:34:52
406	57	Albert Camps	24	M18-24	428	49:45	4:44	389	3:00:28	28,6 km/h	0:57:37	0:54:26	1:01:48	402	3:58:28	3:33	398	2:39:28	7:33 m/km	9:05	19:19	20:16	22:21	21:48	24:57	28:29	13:15	6:37:55
407	14	Manuel Lama Camacho	104	M30-34	226	38:11	3:29	337	2:50:39	30,2 km/h	0:55:58	0:53:18	0:55:18	320	3:35:04	2:46	427	3:05:20	8:47 m/km	9:13	20:37	23:02	28:45	27:41	30:48	29:20	15:56	6:40:23
408	183	Xavier Pérez Arrnaz	54	M40-44	386	44:48	3:21	413	3:09:17	27,3 km/h	1:01:50	0:59:30	1:01:42	412	4:02:21	4:56	397	2:39:27	7:33 m/km	9:08	19:42	22:30	24:52	22:38	23:10	23:46	13:46	6:41:47
409	551	Victoria Marhuenda Isamat	3	F18-24	415	48:17	4:09	420	3:12:10	26,9 km/h	1:03:01	0:58:29	1:04:05	422	4:06:54	2:21	387	2:35:15	7:21 m/km	9:27	20:04	20:27	23:55	23:24	24:10	21:44	12:07	6:42:09
410	254	Carles Bergé Atserias	105	M30-34	419	48:46	3:43	410	3:09:02	27,3 km/h	1:04:01	0:57:29	1:00:54	414	4:04:15	2:46	393	2:38:01	7:29 m/km	8:33	19:10	20:10	22:29	23:34	25:24	26:30	12:16	6:42:16
411	563	Mª Jesús Morlà Subirats	4	F40-44	417	48:20	4:08	408	3:07:24	27,5 km/h	1:03:32	0:57:40	1:00:00	413	4:03:11	3:20	406	2:41:29	7:39 m/km	8:58	19:11	19:38	23:10	21:33	25:26	30:17	13:21	6:44:40
412	476	Andres Cardona Bosch	108	M35-39	418	48:33	5:26	385	2:58:38	28,9 km/h	0:57:59	0:55:01	0:59:14	398	3:56:16	3:40	417	2:49:13	8:01 m/km	9:05	19:52	20:31	24:49	23:52	26:35	28:47	15:46	6:45:28
413	144	Alfredo Eguiagaray Gomez-Martin	55	M40-44	404	46:17	3:53	422	3:13:28	26,7 km/h	1:05:40	0:58:42	1:02:33	420	4:06:30	2:53	407	2:41:32	7:39 m/km	8:36	19:02	19:23	27:53	22:42	25:18	23:45	14:58	6:48:02
414	11	Marc Guillén Boix	39	M25-29	412	47:22	5:01	424	3:16:30	26,3 km/h	1:04:01	0:59:14	1:06:37	424	4:12:13	3:21	391	2:36:29	7:25 m/km	9:01	20:28	21:58	24:04	22:48	23:26	22:38	12:10	6:48:41
415	506	Jordi Español Muntaner	33	M45-49	346	42:29	3:23	407	3:07:14	27,6 km/h	1:00:09	0:58:40	1:01:58	399	3:56:49	3:45	421	2:55:16	8:18 m/km	10:13	22:26	21:14	28:42	27:37	25:58	26:10	13:00	6:52:05
416	336	Alfonso Carcasona Garcia	34	M45-49	400	45:59	4:46	381	2:58:20	28,9 km/h	0:59:08	0:54:51	0:57:51	396	3:54:08	5:04	424	2:57:58	8:26 m/km	8:35	18:51	19:11	26:18	32:29	29:31	30:06	13:01	6:52:05
417	249	Antoni Cammany Dorr	13	M50-54	376	44:14	5:17	404	3:07:01	27,6 km/h	1:01:17	0:56:48	1:02:32	408	4:00:58	4:28	420	2:54:43	8:17 m/km	8:40	19:30	20:27	23:40	27:08	29:17	29:58	16:07	6:55:41
418	360	Rafael Sebastian Quetglas	7	M55-59	297	40:28	3:51	426	3:16:47	26,2 km/h	1:05:53	1:01:06	1:03:03	415	4:04:25	3:20	419	2:51:24	8:07 m/km	10:08	22:25	21:56	26:49	25:52	25:48	25:34	12:53	6:55:49

Acta Federació de Triatló de les Illes Balears

III Extreme Man Menorca 113

Menorca



domingo, 23 de septiembre de 2012

Win Sports - Elitechip


RESULTADOS : III Extreme Man Menorca 113

INSCRITOS:0

FINALIZADOS: 0

RETIRADOS: 0

Pos Gen	Dorsal	Nom i Llinatges	Pos	Cat	Pos Natacio	T1	Pos Ciclisme	Vel	1º	2º	3º	Pos Relativa	T2	Pos	Carrera Vel	1º	2º	3º	4º	5º	6º	7º	8º	T_Oficial				
419	388	Alex Galatro	40	M25-29	305	40:35	4:44	427	3:16:53	26,2 km/h	1:00:21	0:58:21	1:10:37	423	4:08:01	5:50	418	2:50:40	8:05 m/km	9:51	22:51	23:17	26:12	24:22	25:43	25:16	13:11	6:58:40
420	358	Carlos Fernandez De Araoz	35	M45-49	405	46:17	6:34	431	3:23:10	25,4 km/h	1:06:48	1:03:30	1:05:42	430	4:20:11	4:13	402	2:40:32	7:36 m/km	9:20	19:49	19:38	24:45	23:07	26:07	24:09	13:40	7:00:43
421	30	Tato Martin Riba	109	M35-39	423	49:04	3:14	418	3:11:19	27,0 km/h	1:04:48	0:58:12	1:02:07	421	4:06:39	3:04	423	2:57:50	8:26 m/km	9:36	24:13	21:37	26:09	25:04	28:35	27:14	15:25	7:04:29
422	458	Salvador Timoner Benejam	14	M50-54	441	56:32	4:01	429	3:20:36	25,7 km/h	1:09:54	1:02:13	1:02:06	432	4:24:38	3:30	403	2:40:43	7:37 m/km	9:49	19:55	21:30	25:13	23:02	25:59	23:41	11:38	7:05:21
423	579	Gail Counihan	3	F30-34	298	40:29	7:17	395	3:02:02	28,3 km/h	0:59:36	0:56:06	0:59:59	392	3:53:19	3:32	428	3:15:46	9:17 m/km	11:47	24:08	24:43	28:40	28:53	28:52	32:31	16:16	7:09:04
424	414	Shaun Counihan	106	M30-34	434	51:35	4:29	428	3:19:26	25,9 km/h	1:02:36	0:59:44	1:09:39	429	4:20:07	4:38	416	2:48:58	8:00 m/km	9:40	19:57	20:11	25:03	21:50	23:39	32:26	16:15	7:09:05
425	59	Eloi Solà Lagares	107	M30-34	131	35:21	2:24	438	4:05:59	21,0 km/h	0:49:20	0:45:10	2:09:06	436	4:43:44	0:00	370	2:29:00	7:04 m/km	8:50	19:03	19:53	22:49	19:10	22:51	23:51	12:36	7:12:43
426	342	Delamare David	56	M40-44	442	56:51	5:12	417	3:11:12	27,0 km/h	1:04:14	0:59:19	1:01:01	427	4:17:54	4:40	422	2:55:55	8:20 m/km	10:24	22:37	23:42	28:29	25:38	26:33	25:32	13:04	7:13:48
427	364	Cristobal Thomas De Carranza Me	15	M50-54	364	43:26	10:29	423	3:14:52	26,5 km/h	1:06:39	0:58:54	1:02:34	426	4:13:30	4:45	425	3:01:04	8:35 m/km	9:47	21:14	24:15	28:49	28:23	25:24	28:45	14:30	7:14:34
428	438	David Duran Sampedro	108	M30-34	397	45:38	6:06	436	3:31:18	24,4 km/h	1:05:51	1:03:39	1:13:04	434	4:29:40	6:39	426	3:01:46	8:37 m/km	10:01	23:53	25:13	28:38	24:31	26:40	29:27	13:27	7:31:26
429	577	Vania Boato	5	F40-44	394	45:17	7:00	430	3:21:36	25,6 km/h	1:07:38	1:00:35	1:06:39	428	4:18:18	4:27	429	3:16:36	8:19 m/km	30:53	25:57	21:12	26:15	25:32	27:15	26:23	13:12	7:34:53
430	397	Fernando Moya Cardona	57	M40-44	435	53:05	4:10	432	3:27:15	24,9 km/h	1:11:10	1:03:19	1:05:44	433	4:27:59	3:30	431	3:19:36	9:28 m/km	14:10	25:10	29:03	31:46	30:16	28:09	27:21	13:45	7:47:34
431	48	Jose Gaspart Bueno	58	M40-44	433	50:53	4:58	434	3:30:44	24,5 km/h	1:08:44	1:04:18	1:10:28	435	4:31:50	5:16	430	3:19:19	9:27 m/km	11:50	28:20	29:58	29:16	29:03	28:02	28:35	14:18	7:51:08



Acta Federació de Triatló de les Illes Balears

III Extreme Man Menorca 113 - Relleus Menorca



domingo, 23 de septiembre de 2012

Win Sports - Elitechip

RESULTADOS : III Extreme Man Menorca 113 - Relleus

INSCRITOS:0

FINALIZADOS: 0

RETIRADOS: 0

Pos Gen	Dorsal	Nom i Llinatges	Pos	Cat	Pos Natacio	T1	Pos Ciclisme	Vel	1°	2°	3°	Pos Relativa	T2	Pos	Carrera Vel	1°	2°	3°	4°	5°	6°	7°	8°	T_Oficial				
1	619	Alfredo Portella, Josep Mercadal y	1	M90	1	24:51	0:52	2	2:09:32	39,8 km/h	0:43:27	0:39:41	0:41:31	1	2:36:21	1:06	1	1:21:50	3:53 m/km	5:57	11:15	11:12	11:29	11:25	12:06	11:41	6:49	3:58:10
2	610	Juan Jose Cerro, Octavio Portella	2	M90	2	26:16	1:09	3	2:10:25	39,6 km/h	0:44:14	0:39:55	0:41:20	2	2:38:53	1:04	4	1:22:26	3:54 m/km	5:58	11:41	11:25	11:54	11:32	11:49	11:31	6:39	4:01:18
3	618	Bonifacio Redondo, Patricia Card	3	M90	8	30:31	0:55	5	2:15:05	38,2 km/h	0:46:34	0:41:24	0:42:26	4	2:47:48	1:19	3	1:22:20	3:54 m/km	6:02	11:16	11:26	11:35	11:39	11:52	12:08	6:26	4:10:07
4	615	Pedro Goñalons, Marc Camps y Ig	4	M90	3	26:55	0:58	6	2:15:08	38,2 km/h	0:45:41	0:41:48	0:42:57	3	2:43:59	1:00	11	1:35:01	4:30 m/km	6:44	12:52	12:30	13:26	13:08	14:37	13:58	7:50	4:18:59
5	627	German Garrote, Luis Alfonso Mar	5	M90	7	29:44	0:50	7	2:20:17	36,8 km/h	0:47:29	0:43:13	0:44:26	6	2:51:35	0:46	6	1:30:27	4:17 m/km	10:31	11:16	11:42	12:10	12:05	12:36	12:58	7:13	4:22:01
6	624	Pilar Florit, Francisco Marti y Biel	6	M90	14	32:30	0:56	4	2:14:27	38,4 km/h	0:44:57	0:41:59	0:42:57	5	2:48:53	1:02	10	1:34:43	4:29 m/km	7:18	13:14	13:08	13:24	13:12	13:41	13:35	7:14	4:23:36
7	628	Joan Moreno, Hector Pons y Anto	7	M90	12	31:43	0:51	17	2:31:07	34,1 km/h	0:51:14	0:46:53	0:47:47	14	3:04:35	0:55	2	1:22:07	3:54 m/km	6:04	10:59	11:01	12:11	11:43	12:01	11:52	6:21	4:26:41
8	625	Migue Vinent, Toni Coll y Joana M	8	M90	6	28:41	0:55	13	2:26:57	35,1 km/h	0:50:21	0:45:31	0:46:10	10	2:57:31	0:59	9	1:34:08	4:28 m/km	6:55	13:11	12:45	13:20	13:00	14:03	13:37	7:21	4:31:39
9	633	Borja Triay, Tito Vinent y Antoni A	9	M90	5	28:04	1:07	12	2:24:25	35,7 km/h	0:48:55	0:44:12	0:46:34	8	2:54:46	1:12	13	1:38:12	4:39 m/km	7:13	13:58	13:31	14:00	13:46	14:24	13:54	7:29	4:32:58
10	632	Edgard Pons, Benito Carreras y J	10	M90	18	34:11	0:59	14	2:28:39	34,7 km/h	0:50:25	0:46:05	0:47:12	15	3:04:50	1:03	7	1:30:32	4:17 m/km	6:54	12:50	12:29	13:06	12:38	13:02	12:43	6:53	4:35:21
11	623	Vicent Garcia, Ivan Caules y Maria	11	M90	4	27:50	1:01	26	2:37:06	32,8 km/h	0:54:21	0:48:10	0:49:08	17	3:07:06	1:10	5	1:29:09	4:14 m/km	6:43	12:18	12:17	12:24	12:28	12:38	12:58	7:25	4:36:14
12	616	Juan Carlos Gregorio, Xavi Sintes	12	M90	19	34:52	0:59	11	2:23:14	36,0 km/h	0:48:45	0:44:05	0:45:25	12	3:00:03	1:00	12	1:37:53	4:38 m/km	6:48	13:10	13:27	14:05	13:53	14:33	14:16	7:45	4:37:56
13	622	David Bañuls, Manuel Rus y Jesu	13	M90	11	31:14	1:20	8	2:21:25	36,5 km/h	0:49:00	0:42:30	0:44:58	9	2:55:09	1:11	19	1:43:20	4:54 m/km	7:25	14:17	14:09	14:57	14:41	15:23	14:43	7:49	4:38:28
14	626	Antoni Riera, Toni Riera y Alfonso	14	M90	16	32:49	1:13	10	2:22:52	36,1 km/h	0:47:49	0:43:50	0:46:04	11	2:59:02	2:10	18	1:42:59	4:53 m/km	7:11	13:58	13:47	14:23	14:39	15:26	15:17	8:22	4:42:01
15	603	Elena Blanco, Xavi Homs y Lluç P	15	M90	27	38:22	1:12	15	2:29:20	34,6 km/h	0:50:32	0:46:52	0:46:48	20	3:09:59	1:07	8	1:33:12	4:25 m/km	6:47	12:25	13:05	12:51	13:18	13:03	13:37	8:10	4:43:11
16	644	Pau Zamora y Leo Margets	16	m90	38	44:04	0:47	1	2:07:54	40,3 km/h	0:42:52	0:39:16	0:40:58	7	2:53:30	0:46	30	1:54:37	3:26 m/km	7:51	15:59	15:32	17:06	16:10	17:30	15:50	8:43	4:48:06
17	636	Sofia Moll, Tina Ameller y Maribel	17	M90	10	30:51	1:16	25	2:36:14	33,0 km/h	0:52:58	0:48:03	0:49:33	19	3:09:43	1:23	14	1:40:20	4:45 m/km	7:42	14:01	13:38	14:12	13:47	14:51	14:07	8:05	4:50:02
18	604	Maria Navarrete, Angel Lopez y Ed	18	M90	28	38:29	1:08	9	2:22:52	36,1 km/h	0:47:29	0:43:30	0:46:12	13	3:03:30	1:02	25	1:48:53	5:10 m/km	7:21	14:33	14:36	15:30	15:19	16:31	16:11	8:58	4:52:23
19	643	Alex Bagur, Rafael Bagur y Lorenz	19	M90	17	33:59	1:13	23	2:35:56	33,1 km/h	0:52:09	0:47:49	0:50:20	21	3:12:10	1:05	16	1:40:50	4:47 m/km	6:47	13:27	13:31	14:21	14:16	15:25	15:05	8:01	4:53:00
20	641	Sergi Seguí, Diego Segui y Rafae	20	M90	15	32:42	1:01	18	2:31:42	34,0 km/h	0:51:47	0:46:49	0:47:44	16	3:06:37	1:13	24	1:48:27	5:08 m/km	6:42	12:53	14:02	15:25	15:56	17:17	16:42	9:34	4:55:04
21	629	Albert Llull, Xisco Nebot y Manolo	21	M90	36	41:10	1:23	16	2:30:46	34,2 km/h	0:51:26	0:46:35	0:47:22	23	3:14:47	1:30	15	1:40:49	4:47 m/km	7:37	13:23	13:34	13:56	13:58	15:30	14:53	8:04	4:55:36
22	642	Fernando Rita y Borja Sarrió	22	M90	13	31:55	3:36	29	2:38:50	32,5 km/h	0:53:46	0:48:39	0:50:30	24	3:15:35	1:15	20	1:43:59	4:56 m/km	7:03	13:53	14:29	14:50	14:50	15:16	15:28	8:14	4:59:34

Acta Federació de Triatló de les Illes Balears

III Extreme Man Menorca 113 - Relleus

Menorca



domingo, 23 de septiembre de 2012

Win Sports - Elitechip

RESULTADOS : III Extreme Man Menorca 113 - Relleus

INSCRITOS:0

FINALIZADOS: 0

RETIRADOS: 0

Pos Gen	Dorsal	Nom i Llinatges	Pos	Cat	Pos Natacio	T1	Pos Ciclisme	Vel	1°	2°	3°	Pos Relativa	T2	Pos	Carrera Vel	1°	2°	3°	4°	5°	6°	7°	8°	T_Oficial				
23	612	Antoni Grau, Enric Pintado y Aran	23	M90	22	35:22	0:58	30	2:39:53	32,3 km/h	0:53:27	0:49:57	0:51:10	26	3:17:03	0:51	21	1:45:08	4:59 m/km	6:15	12:29	13:05	13:54	16:21	17:46	15:48	9:32	5:02:10
24	634	Fiona Tulloch, Josheph Jake Darli	24	M90	29	38:44	1:05	31	2:40:11	32,2 km/h	0:52:45	0:50:06	0:51:55	30	3:21:07	1:08	17	1:42:48	4:52 m/km	7:15	13:48	13:52	14:25	14:11	15:01	15:47	8:34	5:03:55
25	620	Carlos Mercadal, Basilio Sastre y	25	M90	9	30:32	1:08	22	2:35:38	33,2 km/h	0:52:36	0:48:05	0:49:25	18	3:08:32	1:14	33	1:56:36	5:32 m/km	7:55	15:15	15:29	16:11	16:10	17:46	18:19	9:35	5:05:07
26	606	Santi Saurina, Carlos López y Alej	26	M90	25	36:47	0:59	28	2:38:30	32,6 km/h	0:53:29	0:49:19	0:50:24	27	3:17:18	1:04	27	1:51:11	5:16 m/km	7:47	14:25	15:19	15:49	15:30	16:15	17:03	9:08	5:08:29
27	639	Manuel Pérez, Luis Ramon Cando	27	M90	30	38:45	1:07	21	2:34:46	33,3 km/h	0:50:51	0:47:36	0:50:33	25	3:15:46	1:09	31	1:54:41	5:26 m/km	7:53	14:57	15:13	16:00	15:52	17:18	18:24	9:07	5:10:26
28	613	Sumsi Romeu , Alejandra Ingelmo	28	M90	23	35:58	0:53	32	2:46:58	30,9 km/h	0:55:31	0:51:15	0:54:24	32	3:24:40	0:53	23	1:48:02	5:07 m/km	7:33	14:33	14:33	15:30	15:18	15:43	15:33	9:22	5:12:42
29	602	Alejandro Hernandez, Jetze Berg	29	M90	43	45:46	0:50	27	2:37:16	32,8 km/h	0:52:27	0:47:35	0:51:27	31	3:23:51	0:00	28	1:53:01	5:21 m/km	8:23	14:41	14:12	15:59	15:14	17:27	17:50	9:20	5:16:51
30	638	Jaume Binimelis y Guillermo Bini	30	M90	20	34:55	1:27	35	2:55:12	29,5 km/h	0:56:51	0:55:13	0:57:14	34	3:32:47	1:14	22	1:46:26	5:03 m/km	8:07	14:36	14:26	14:47	15:08	15:53	14:49	8:44	5:19:13
31	617	Daniel Triay, Gabriel Llull y Marti	31	M90	35	40:53	0:00	19	2:32:10	33,9 km/h	0:51:51	0:46:39	0:48:19	22	3:14:04	1:02	37	2:07:59	6:04 m/km	8:27	15:44	16:18	17:34	17:31	20:11	20:59	11:17	5:22:03
32	607	Alan Hancock, Bob Jelfs y Reece	32	M90	37	41:49	1:14	20	2:33:44	33,6 km/h	0:51:00	0:48:36	0:48:58	28	3:17:57	1:12	36	2:04:54	5:55 m/km	7:59	15:38	15:51	17:28	16:59	20:12	19:29	11:21	5:22:51
33	601	Laura Michael, Rachel Bagley y Sa	33	M90	32	39:31	1:10	33	2:49:50	30,4 km/h	0:55:12	0:53:15	0:55:19	33	3:31:35	1:05	29	1:54:05	5:24 m/km	8:19	15:38	16:04	16:35	16:14	16:21	16:07	8:49	5:25:39
34	631	Carolina Zamora, Dori Pons y Juli	34	M90	21	35:01	1:10	39	3:06:43	27,6 km/h	1:03:12	0:58:25	0:58:57	37	3:44:11	1:19	26	1:50:19	5:14 m/km	7:35	15:02	14:44	15:43	15:25	16:40	16:21	8:51	5:34:29
35	614	Carlos Bosch, Eladio Sintes y Car	35	M90	24	36:18	1:18	36	3:01:54	28,4 km/h	0:58:29	0:56:27	1:00:57	36	3:40:39	1:10	32	1:56:31	5:31 m/km	8:50	16:02	16:00	16:46	16:28	17:12	16:09	9:06	5:37:09
36	621	Nuria Julia, Sara Garre y Sergi Pla	36	M90	26	38:03	1:05	40	3:07:32	27,5 km/h	0:59:44	0:58:59	1:02:36	38	3:47:36	0:58	34	1:58:39	5:37 m/km	8:11	15:43	16:01	16:54	16:57	17:58	17:59	8:58	5:46:14
37	630	Susana Valente, Adolfo Benzunce	37	M90	40	44:34	1:23	37	3:04:10	28,0 km/h	0:58:59	0:57:14	1:01:43	40	3:51:24	1:19	35	2:02:43	5:49 m/km	8:58	16:29	16:38	17:08	17:14	19:09	17:46	9:24	5:54:07
38	608	Lluis Mir, Ruben Marti y JOAN Ca	38	M90	33	40:13	1:03	38	3:05:19	27,8 km/h	0:57:47	0:58:08	1:03:13	39	3:47:50	1:16	39	2:09:39	6:09 m/km	7:45	13:28	14:07	15:40	18:17	23:47	25:01	11:38	5:57:29
39	635	Aida Fernandez, Silvia Mata y Jos	39	M90	34	40:16	1:04	24	2:36:13	33,0 km/h	0:51:18	0:48:34	0:50:42	29	3:18:27	0:56	43	2:58:32	5:28 m/km	9:48	20:52	22:26	25:40	27:02	29:21	28:34	14:53	6:16:58
40	640	Lourdes Torres y Jorge Calsamigl	40	M90	42	45:05	1:20	34	2:51:50	30,0 km/h	0:57:55	0:53:14	0:54:55	35	3:39:39	1:25	41	2:41:00	7:38 m/km	10:41	19:14	20:08	22:22	23:14	26:06	26:16	13:02	6:20:38
41	605	Daniel Lens, Maria Herran y Maris	41	M90	31	39:27	1:02	43	3:36:41	23,8 km/h	1:07:02	1:07:20	1:15:26	42	4:18:31	1:23	38	2:09:38	6:09 m/km	8:58	16:50	17:01	18:39	18:29	20:10	19:06	10:29	6:28:09
42	609	Soraya Medina, Tamar Garcia y N	42	M90	41	45:04	1:11	42	3:29:42	24,6 km/h	1:00:04	0:59:42	1:22:52	41	4:16:59	1:03	40	2:12:23	5:16 m/km	9:37	18:29	18:22	19:37	18:51	20:17	17:18	9:54	6:29:22
43	611	Julia Watt y Tessa Soole	43	M90	39	44:11	4:31	41	3:29:12	24,7 km/h	1:11:07	1:04:31	1:06:47	43	4:19:07	1:14	42	2:49:55	6:03 m/km	10:20	20:58	22:56	25:38	23:48	25:44	25:06	15:28	7:09:02



Acta Federació de Triatló de les Illes Balears

III Extreme Man Menorca 113 - Desq - falta volta

Menorca



domingo, 23 de septiembre de 2012

Win Sports - Elitechip

RESULTADOS : III Extreme Man Menorca 113 - Desq - falta volta

INSCRITOS:0

FINALIZADOS: 0

RETIRADOS: 0

Pos Gen	Dorsal	Nom i Llinatges	Pos	Cat	Pos Natacio	TI	Pos Ciclisme	Vel	1°	2°	3°	Pos Relativa	T2	Pos	Carrera Vel	1°	2°	3°	4°	5°	6°	7°	8°	T_Oficial		
528		Victor Perez Villalta	1	M30-34	12	42:54	2:37	0	-10,3 km/h	1:01:50	0			3										0:01	Ret.	
427		Roberto Ramirez Pinson	1	M35-39	8	39:29	5:54	10	3:33:59	24,1 km/h	1:10:17	1:05:33	1:10:29	8	4:21:27	2:06		9:16	22:02						0:01	Ret.
485		Xavier Sancho Hernandez	1	M25-29	14	55:01	4:09	0	-10,0 km/h	1:31:30	0			4										0:01	Ret.	
426		David Esquivel Castell	2	M30-34	5	37:24	4:02	3	2:21:50	36,4 km/h	0:48:11	0:44:17	0:44:17	3	3:06:57	3:43									0:01	Ret.
66		Xavier Antequera Sanchez	1	M40-44	4	32:57	1:40	2	2:21:07	36,6 km/h	0:47:39	0:42:42	0:45:36	1	2:57:47	2:05									0:01	Ret.
49		Patrik Wallén	2	M35-39	11	42:11	13:38	9	3:30:46	24,5 km/h	1:08:43	1:04:17	1:10:28	0											0:01	Ret.
156		David Magraner Bartolome	1	M18-24	3	31:57	1:23	0	-10,6 km/h	0:48:32	0:46:25	0		7										0:01	Ret.	
349		Aleix Olivé Sala	2	M25-29	2	31:57	1:43	5	2:33:46	33,6 km/h	0:52:01	0:47:21	0:48:40	4	3:09:48	2:23									0:01	Ret.
60		Siro Arias Valdés	3	M30-34	7	38:50	4:08	4	2:30:30	34,3 km/h				6	3:16:33	3:06		8:55	18:52	19:17				0:01	Ret.	
569		Aina Martinez Atienza Rodrigo	1	F40-44	13	49:40	3:23	7	3:05:01	27,9 km/h	1:03:09	0:56:47	0:58:51	0											0:01	Ret.
46		Tony Perez Guillen	2	M40-44	15	01:49	3:41	0	-09,9 km/h	0:57:41	0:50:56	0		2											0:01	Ret.
71		Abraham Sanchez Lafuente	4	M30-34	1	29:43	1:18	0	-10,6 km/h	0:49:30	0:49:35	0		1											0:01	Ret.
356		Toto Mareco	1	M45-49	16	02:44	4:55	0	-09,9 km/h			0		6											0:01	Ret.
432		Ladislav Demko	3	M35-39	9	40:15	2:35	1	2:20:25	36,7 km/h	0:47:30	0:43:28	0:44:20	2	3:05:54	2:40	10	1:14:15	3:31 m/km	7:09	14:33	14:31	15:16	14:57	55:09	Ret.
92		Jose Manuel Aguiar Besteiro	3	M40-44	6	37:35	1:34	6	2:34:01	33,5 km/h	0:50:39	0:48:06	0:49:40	5	3:15:21	2:13	9	1:11:47	3:24 m/km	12:27	16:51	15:55			2:09	Ret.
208		Manu Peinado Castillo	2	M45-49	10	42:11	2:50	8	3:09:33	27,2 km/h	1:09:25	0:56:14	0:57:33	7	3:59:44	5:11	11	1:39:17	4:42 m/km	8:23	18:31	18:28	22:12	20:21	14:01	Ret.